



Versatile, energy efficient heating and cooling solutions for domestic and small commercial applications

Product Catalogue

January 2024



Increase your kitchen space with a Smith's Space Saver plinth heater

Space Saver plinth heater offers increased flexibility and space in kitchen design as it enables the removal of kitchen radiators that may be using up valuable wall space. Fitting discreetly into the plinth of a kitchen, the Space Saver provides efficient and effective heat at low level, creating space for extra cupboards, more work surface and additional appliances.

Space Saver can work very effectively at system temperatures as low as 40°C. This allows the heat pump to work close to its maximum levels of efficiency, which means it will reduce the user's energy costs and consumption, and carbon emissions, in the way it was intended.

- Smith's Space Saver replaces your radiator
- Fits in the plinth under your cupboards
- Available in hydronic, electric or dual versions
- Models are available for plinth heights from 80mm upwards
- Choice of grille colours to suit different kitchen designs
- Two heat outputs and fan only option for instant heat and cool air circulation
- Free 5 years parts and labour warranty
- Designed and manufactured in the UK



Why Choose Smith's?

If you require energy efficiency and versatility in your heating and cooling, the Smith's range is the ideal solution.

Since 1991, Smith's EP UK has been manufacturing and providing an extensive range of commercial and domestic heating and cooling solutions from our head office in the UK. Part of the global family-owned US-based business, the Swan Group, Smith's works closely with architects, consultants, heating contractors and installers to deliver, via our stockist network, high quality products with industry-leading warranties on time, with an aftercare and technical support service that is second to none.

We take an active, innovative approach to new product development and creating bespoke heating products to fulfil the creative requirements of a competitive and demanding customer base that spans the UK, Northern Europe and the US. We believe it is essential to be flexible in our partnerships, while remaining uncompromising on the high quality and care that goes into every product in our range. Smith's is an outward-looking, growing business and we are forging relationships with like-minded manufacturers across Europe to ensure that we can provide additional new and essential heating and cooling solutions in areas where we do not specialise and where our partners excel.

Our catalogue showcases our principal commercial and domestic products. At the same time, we have the ability and the will to work alongside clients at any point in the construction process, and collaborate to develop specific solutions for any and every need.

We take great pride and go to great lengths to leave our customers not only satisfied but coming back again and again for solutions that are perfect for your project, each and every time.

INTRODUCTION	
About Smith's	4
Contents - Commercial	6
Contents - Domestic	7

COMMERCIAL APPLICATIONS	
Caspian Fan Convectors	8
Antibacterial Paint	34
Air Curtains	36
Unit Heater	40
Fan Coils	42

DOMESTIC APPLICATIONS	
Pedestal Radiators	48
Perimeter Heating	50
Fan Convectors	52
Plinth Heating	70

ACCESSORIES	
Accessories Glossary	78
Accessories Matrix	79



Commercial and domestic heating and cooling



Manufactured in the UK



Compatible with heat pumps



Five year warranty



Easy installation and ongoing maintenance



Network of sales representatives



Free advice and quotation service



Sales
+44(0) 1245 324900
Technical
+44(0) 1245 324560

About Smith's



Smith's Environmental Products has grown to become the leading supplier of domestic and light commercial fan-assisted hydronic heat emitters. The vast majority of our product range is manufactured from raw materials at our Essex manufacturing facility. Occasionally we source complementary products from other specialist partners to provide the best overall solutions for our customers. The company is the UK's market leader and has significant shares of both the North American and European markets. Smith's Environmental Products is a member of The Swan Group.

In the early years we developed the Smith's Space Saver, the UK's number one plinth heater, and the business quickly became established in heating and plumbing. Other fan convectors followed and the very first Caspian commercial fan convector was launched in 2007. Since 2007 we have introduced several new innovative heating and cooling solutions using fan convector technologies. In 2020 we launched Smart Control which is a control system which integrates the most commonly sought-after control features into one unit. It is app controlled and enables the control of the heating at several remote sites.

The business has grown from strength to strength and today we offer versatile heating and cooling solutions based on fan convector technology to all commercial specifiers from architects and consultants, to major building engineering services companies.


Manufacturing Facilities

Operating from 40,000 square feet of factory and office space near Chelmsford in Essex we manufacture our product range from raw materials through to finished product utilising computerised design and automated production techniques.

Quality and the environment

At Smith's we recognise that quality is about more than just the product, it's an approach that runs throughout the business and is centred on meeting and exceeding customers' expectations. Processes are constantly monitored and evaluated with a focus on continuous improvement. Manufacturing facilities are regularly appraised and meet the exacting standards of national approval boards such as UL, CSA and Kema.

Smith's is both ISO 9001 (2015) and ISO 14001 accredited. These accreditations are internationally recognised and demonstrate that Smith's is a responsible and forward-thinking organisation committed to achieving and maintaining the highest organisational standards.



Product performance testing

To ensure that our products meet the strictest requirements of our demanding customers we work closely with recognised test houses. We work with BSRIA to verify our products to demonstrate that they perform as they are designed to do. We also work with acoustic experts SRL Technical Services to ensure that the noise performance of our products achieve our customers' requirements. This gives our customers the reassurance that they can specify Smith's products with confidence.

Achilles Building Confidence Scheme

Smith's is a member of the Achilles Building Confidence Scheme. The scheme is designed to give confidence to suppliers in the construction industry that members have achieved the required standard in terms of production quality, health and safety standards, training and development, environmental procedures and processes as well as Corporate Social Responsibility. Membership of this scheme is a requirement of many of the major Main Contractors and suppliers in Construction Industry Supply Chain.

Renewable technology solutions

The debate and discussion about renewable technology continues to dominate the energy and climate landscape and with heat pumps becoming more viable as alternatives to fossil-fuel powered boilers as the principal heat generator in both domestic and commercial applications Smith's fan convector technology provides an efficient solution for heating buildings.

Inherent in the heat pump's design is that the smaller the temperature between the heat source pump and the heat sink/emitter (under-floor heating, fan convector, radiator), the higher the energy efficiency of that heat pump. This higher efficiency means lower fuel bills and greater carbon savings.

Fan convectors can work very effectively at system temperatures as low as 40°C. This allows your chosen heat pump to work close to its maximum levels of efficiency, which means it will reduce the user's energy costs and energy consumption in the way it was intended. By contrast a standard radiator is designed to be efficient at higher temperatures, 45°C and above, which automatically reduces the heat pump's efficiency by more than 10%. In addition, the size of the radiator has to be increased significantly to cope with the lower system temperatures.

Product ranges

Please see below for a summary of products

Commercial Applications

CASPIAN FAN CONVECTORS



Caspian Smart Control 8



Caspian UV 14



Caspian SL 15



Caspian FF 16



Caspian TT 18

CASPIAN FAN CONVECTORS



Caspian EXT 19



Caspian UVC 21



Caspian LST 26



Caspian CTFF 30



Caspian Skyline 28

AIR CURTAINS



Caspian Skyline E 32



Ostro 36



Solano Eco 40

UNIT HEATER



Aegean 235 42

FAN COILS



Aegean 260 44

FAN COILS



Aegean 500 46

Domestic Applications

PEDESTAL RADIATORS



Pedestal - Kiosk 48



Pedestal - Trafalgar 48



Pedestal - Tube 48

PERIMETER HEATING



Sureline 50

FAN CONVECTORS



Ecovector High 52

FAN CONVECTORS



Ecovector Low 54



Ecovector II Low 56



Ecovector II Low
Smart Controls 58



Ecovector Vertical 60



Multivector 62

FAN CONVECTORS



Eco-Powerad 64



Spacemaker 66



Sterling 68

PLINTH HEATING



Space Saver - Intro 70



Space Saver - Hydronic 72

PLINTH HEATING



Space Saver - Electric 76

Caspian® Smart Control

Education | Healthcare | Places of worship | Leisure and sport | Office | Hospitality | Retail | Showroom | Industrial | Residential

The Smith's Smart Control has been developed to integrate several of the most commonly sought-after control features into one control unit and more

At the basic level it offers room temperature control and additionally offers a range of time controlling features too, making it perfect for buildings that serve a varied community demand

The Smart Control can automatically control the fan speed of the Caspian fan convector, adjusting it in relation to the air temperature in the room providing a fast heat up period when required, and the quietest possible operation during occupied periods. There is a manual override facility too



Smart Control features a summer mode where air circulation can be achieved without heat in summer months.



Heat mode



Cool mode

The control interface unit can be:



wall mounted (remote)
for convenience, for
example, where the
heater is at high level



flush mounted in
the product fascia



internally mounted
(tamper-proof)



Thermostat Features

- Control of 2/4 pipe fan coils
- Multiple configurations
- Large LCD
- Maintain room temperature via built in temperature sensor, or external room temperature/return air temperature sensor
- Programming options: 5+2 (5 days same +2days same); individual day every week; all 7 days same
- ECO mode
- Fan speed Hi/Mi/Lo control (automatic or manual)
- Advanced fan control functions (fan start/stop, delay, fan continuously running in manual mode, or depending on heating/cooling demand)
- Auto Frost protection
- Configurable inputs (occupancy sensor or temperature)
- Installer settings
- Span or TPI temperature control algorithm
- Local or remote control by Smart Home App
- Wireless software update by UG600
- Dirty filter notification
- User settings are saved and restored after power break
- Button lock function

More advanced capabilities

The thermostats can be used as standalone localised controls, or with the integration of our hub control multiple thermostats using our ZigBee platform and controlled via app over the internet. This level of control is cost effective and is far more economical than using a full BMS system. The control system with the app is very configurable to the needs of the building users and can integrate with many other smart features, like boiler receivers, door, and window sensors. A key advantage to many community buildings is the ability to control the buildings' services remotely and the app makes this all possible.

Smith's Smart Control can become a part of a much wider control system in a building. It is possible to integrate wireless relays to control other appliances like boilers, along with proximity sensors to control lighting.

The system can be expanded in many ways and the app can interact with other apps using IFTTT.

The only limit is your creativity and willingness to embrace new technologies.

Technical Support

It can be difficult to assess the requirements for a buildings control strategy, so Smith's Technical Support Team will help guide you through, with proposals for your project.

Where drawings can be provided, a desktop exercise can be undertaken to specify the required components, but we are happy to attend site too.

We have taken great care to ensure we have partnered with the best possible providers and have undertaken various site tests in public buildings.

Smith's can bring experience to your project and assist in conveying the many benefits to your customers.

Caspian® Smart Control

Education | Healthcare | Places of worship | Leisure and sport | Office | Hospitality | Retail | Showroom | Industrial | Residential

Technical Data

Heat output - EC

Model Reference	Fan Speed	Control Voltage VDC	40°C MWT	45°C MWT	50°C MWT	55°C MWT	60°C MWT	65°C MWT	70°C MWT	75°C MWT	80°C MWT
EC 60	Low	3.4	0.85	1.20	1.45	1.80	2.16	2.35	2.73	3.08	3.40
	Mid	4.9	1.02	1.53	1.92	2.37	2.76	3.18	3.58	4.05	4.38
	High	6.4	1.18	1.85	2.38	2.93	3.36	4.00	4.43	5.02	5.36
EC 90	Low	3.2	1.68	2.23	3.01	3.49	4.05	4.45	5.12	5.49	6.03
	Mid	4.6	2.22	3.07	4.05	4.66	5.42	6.01	6.81	7.34	7.93
	High	6.1	2.75	3.90	5.08	5.82	6.78	7.56	8.49	9.19	9.83
EC 120	Low	3.1	1.62	2.34	3.32	3.98	4.71	5.62	6.32	6.99	7.61
	Mid	4.3	2.31	3.25	4.27	5.15	6.07	7.02	7.91	8.74	9.60
	High	5.5	2.99	4.15	5.21	6.31	7.42	8.41	9.50	10.48	11.59
EC 150	Low	2.8	2.95	3.72	4.49	5.27	6.045	6.79	7.54	8.29	9.04
	Mid	4.0	3.99	4.99	5.99	6.99	7.97	8.99	9.97	10.98	11.93
	High	5.1	5.02	6.26	7.49	8.71	9.90	11.19	12.39	13.67	14.82
EC 180	Low	2.8	3.64	5.20	6.78	8.24	9.39	10.33	11.24	12.15	13.01
	Mid	3.9	4.51	6.18	7.85	9.51	10.95	12.36	13.70	15.07	16.40
	High	4.9	5.38	7.16	8.91	10.77	12.50	14.39	16.16	18.0	19.78

Model Reference	Fan Speed	Air Volume (m³/h)	Air Volume (l/s)	Specific Fan Power w/l/s	Power Consumption (W)	NR in typical room*	Hydraulic Resistance (KPA)	Nominal Weight (KG)	Water Capacity (L)
EC 60	Low	201.00	55.90	0.14	8.00	34.00	1.38	23.00	0.92
	Mid	290.50	80.75	0.26	21.00	41.50	1.69		
	High	380.00	105.60	0.32	34.00	49.50	2.00		
EC 90	Low	297.00	80.75	0.20	16.00	34.00	4.70	36.00	1.50
	Mid	450.50	124.38	0.34	42.00	41.50	5.85		
	High	604.00	168.00	0.40	68.00	49.97	7.00		
EC 120	Low	419.30	116.50	0.14	16.00	34.00	17.78	45.00	2.08
	Mid	549.65	152.68	0.26	40.00	42.00	20.59		
	High	680.00	188.89	0.34	64.00	49.96	23.40		
EC 150	Low	459.80	127.72	0.17	22.00	34.70	22.23	60.00	2.58
	Mid	598.10	166.14	0.35	59.00	41.50	29.46		
	High	736.40	205.56	0.47	96.00	49.38	36.69		
EC 180	Low	542.00	150.56	0.19	29.00	34.90	47.83	78.00	3.18
	Mid	690.00	191.67	0.40	78.50	41.50	60.76		
	High	838.00	232.78	0.55	128.00	49.00	73.70		

*a typical room is taken as a room with a volume of 173m³ and a reverberation time of 0.8 seconds at 500 Hz with one unit installed, situated against a wall or ceiling (radiating noise in a quartersphere). No allowance is made for attenuation provided by ceilings, enclosures or ductwork. Outputs based upon testing at EN442: 2014 using mean water temperature and an entering air temperature of 20°C with a 10°C temperature drop between flow and return.

Correction factors

Mean Water Temp °C		45 - 80				
Water Temperature drop °C		5	10	15	20	
Entering Air Temperature °C	15	1.13	1.10	1.07	1.05	
	18	1.08	1.05	1.02	0.99	
	20	1.04	1.00	0.95	0.89	
	25	0.93	0.91	0.89	0.86	

How to calculate Mean Water Temperature

Mean water temperature (ΔT)

Flow temperature + Return temperature

2

Factors are approximate data based upon a standard coil.


Ordering Guide

Description	Product Codes
SL60 EC C/W FASCIA MOUNTED SMART CONTROL	HPCA32008
SL90 EC C/W FASCIA MOUNTED SMART CONTROL	HPCA32009
SL120 EC C/W FASCIA MOUNTED SMART CONTROL	HPCA32010
SL150 EC C/W FASCIA MOUNTED SMART CONTROL	HPCA32011
SL180 EC C/W FASCIA MOUNTED SMART CONTROL	HPCA32012
FF60 EC C/W FASCIA MOUNTED SMART CONTROL	HPCA32013
FF90 EC C/W FASCIA MOUNTED SMART CONTROL	HPCA32014
FF120 EC C/W FASCIA MOUNTED SMART CONTROL	HPCA32015
FF150 EC C/W FASCIA MOUNTED SMART CONTROL	HPCA32016
FF180 EC C/W FASCIA MOUNTED SMART CONTROL	HPCA32017
UV60 EC C/W INTERNAL TAMPERPROOF SMART CONTROL	HPCA32018
UV90 EC C/W INTERNAL TAMPERPROOF SMART CONTROL	HPCA32019
UV120 EC C/W INTERNAL TAMPERPROOF SMART CONTROL	HPCA32020
UV150 EC C/W INTERNAL TAMPERPROOF SMART CONTROL	HPCA32021
UV180 EC C/W INTERNAL TAMPERPROOF SMART CONTROL	HPCA32022
SL60 EC C/W INTERNAL TAMPERPROOF SMART CONTROL	HPCA32023
SL90 EC C/W INTERNAL TAMPERPROOF SMART CONTROL	HPCA32024
SL120 EC C/W INTERNAL TAMPERPROOF SMART CONTROL	HPCA32025
SL150 EC C/W INTERNAL TAMPERPROOF SMART CONTROL	HPCA32026
SL180 EC C/W INTERNAL TAMPERPROOF SMART CONTROL	HPCA32027
FF60 EC C/W INTERNAL TAMPERPROOF SMART CONTROL	HPCA32028
FF90 EC C/W INTERNAL TAMPERPROOF SMART CONTROL	HPCA32029
FF120 EC C/W INTERNAL TAMPERPROOF SMART CONTROL	HPCA32030
FF150 EC C/W INTERNAL TAMPERPROOF SMART CONTROL	HPCA32031
FF180 EC C/W INTERNAL TAMPERPROOF SMART CONTROL	HPCA32032
EXT60 EC C/W INTERNAL TAMPERPROOF SMART CONTROL	HPCA32033
EXT90 EC C/W INTERNAL TAMPERPROOF SMART CONTROL	HPCA32034
EXT120 EC C/W INTERNAL TAMPERPROOF SMART CONTROL	HPCA32035
EXT150 EC C/W INTERNAL TAMPERPROOF SMART CONTROL	HPCA32036
EXT180 EC C/W INTERNAL TAMPERPROOF SMART CONTROL	HPCA32037
TT60 EC C/W INTERNAL TAMPERPROOF SMART CONTROL	HPCA32059
TT90 EC C/W INTERNAL TAMPERPROOF SMART CONTROL	HPCA32060
TT120 EC C/W INTERNAL TAMPERPROOF SMART CONTROL	HPCA32061
TT150 EC C/W INTERNAL TAMPERPROOF SMART CONTROL	HPCA32062
TT180 EC C/W INTERNAL TAMPERPROOF SMART CONTROL	HPCA32063

Description	Product Codes
UV60 EC C/W REMOTE SMART CONTROL	HPCA32038
UV90 EC C/W REMOTE SMART CONTROL	HPCA32039
UV120 EC C/W REMOTE SMART CONTROL	HPCA32040
UV150 EC C/W REMOTE SMART CONTROL	HPCA32041
UV180 EC C/W REMOTE SMART CONTROL	HPCA32042
SL60 EC C/W REMOTE SMART CONTROL	HPCA32043
SL90 EC C/W REMOTE SMART CONTROL	HPCA32044
SL120 EC C/W REMOTE SMART CONTROL	HPCA32045
SL150 EC C/W REMOTE SMART CONTROL	HPCA32046
SL180 EC C/W REMOTE SMART CONTROL	HPCA32047
FF60 EC C/W REMOTE SMART CONTROL	HPCA32048
FF90 EC C/W REMOTE SMART CONTROL	HPCA32049
FF120 EC C/W REMOTE SMART CONTROL	HPCA32050
FF150 EC C/W REMOTE SMART CONTROL	HPCA32051
FF180 EC C/W REMOTE SMART CONTROL	HPCA32052
EXT60 EC C/W REMOTE SMART CONTROL	HPCA32053
EXT90 EC C/W REMOTE SMART CONTROL	HPCA32054
EXT120 EC C/W REMOTE SMART CONTROL	HPCA32055
EXT150 EC C/W REMOTE SMART CONTROL	HPCA32056
EXT180 EC C/W REMOTE SMART CONTROL	HPCA32057
TT60 EC C/W REMOTE SMART CONTROL	HPCA32064
TT90 EC C/W REMOTE SMART CONTROL	HPCA32065
TT120 EC C/W REMOTE SMART CONTROL	HPCA32066
TT150 EC C/W REMOTE SMART CONTROL	HPCA32067
TT180 EC C/W REMOTE SMART CONTROL	HPCA32068
CT60 EC C/W REMOTE SMART CONTROL	HPCA32058
SMITHS HUB FOR CASPIAN SMART CONTROL UG600	HACA33130
SMITHS COMBINED SMART PLUG & REPEATER SP600	HACA33133
SMITHS REPEATER FOR CASPIAN SMART CONTROLS RE600	HACA33134
SMITHS SMART BUTTON FOR CASPIAN SMART CONTROLS B600	HACA33135
SMITHS SMART WINDOW DOOR SENSOR SLIM OS600	HACA33136
SMITHS SMART WINDOW DOOR SENSOR SLIM SW600	HACA33137
SMITHS SMART BOILER RECEIVER RX10RF	HACA33138
SMITHS SMART RELAY SR600	HACA33139

Caspian® Commercial

Education | Healthcare | Places of worship | Leisure and sport | Office | Hospitality | Retail | Showroom | Industrial | Residential



Fan convectors suitable for all kinds of commercial applications, from schools and churches to office developments, with the ability to rapidly heat large areas quicker than other heat emitters

Caspian fan convectors are both a practical and high quality heating solution for any commercial project

Incorporating the latest EC motor technology, which can result in running-cost savings as high as 70%, and with variable speed control as standard, the Caspian delivers heat quickly and quietly. AC motor models are available on request

It is possible to have master and slave Caspian fan convectors that integrate the entire range of EC Caspian products. Please contact either our sales team or technical team to ensure that this is correctly specified

Caspian are compatible with most types of wet central heating systems, functioning equally efficiently with conventional boilers, biomass technology or ground or air source heat pumps

The airflow can be reversed so that the warm air is discharged from the lower vent. Please contact either our sales team or technical team to ensure that the correct inlet/discharge positioning is specified

Available with Smart Control (see page 8) and antibacterial paint (see page 34)



Product Information

Motor

EC (BMS compliant) or AC.

Finish

Casing: zinc-coated steel 1.2mm .

Polyester powder-coated: white RAL 9010.

Available to special order in any colour and with anti-microbial or antibacterial paint (see page 34).

Filter

Class G2, 100% polyester, non-washable.

Installation

Suitable for two-pipe central heating systems.

Maximum installation height for high or ceiling mounting - 4m to underside.

Pipework access holes on the rear and underside.

Key operated front access panels.

Bleed valve accessible on removal of front casing.

Unit must be earthed.

Commissioning

Check water is hot enough to activate the low temperature cut-out thermostat.

Controls

See accessories tables: UV p14, SL p15, FF P16, TT p18 and EXT p19.

Accessories

See matrix on page 79.

Technical Data

Heat output - EC (AC product also available)

Model Reference	Fan Speed	Control Voltage VDC	40°C MWT	45°C MWT	50°C MWT	55°C MWT	60°C MWT	65°C MWT	70°C MWT	75°C MWT	80°C MWT
EC 60	Low	3.4	0.85	1.20	1.45	1.80	2.16	2.35	2.73	3.08	3.40
	Mid	4.9	1.02	1.53	1.92	2.37	2.76	3.18	3.58	4.05	4.38
	High	6.4	1.18	1.85	2.38	2.93	3.36	4.00	4.43	5.02	5.36
EC 90	Low	3.2	1.68	2.23	3.01	3.49	4.05	4.45	5.12	5.49	6.03
	Mid	4.6	2.22	3.07	4.05	4.66	5.42	6.01	6.81	7.34	7.93
	High	6.1	2.75	3.90	5.08	5.82	6.78	7.56	8.49	9.19	9.83
EC 120	Low	3.1	1.62	2.34	3.32	3.98	4.71	5.62	6.32	6.99	7.61
	Mid	4.3	2.31	3.25	4.27	5.15	6.07	7.02	7.91	8.74	9.60
	High	5.5	2.99	4.15	5.21	6.31	7.42	8.41	9.50	10.48	11.59
EC 150	Low	2.8	2.95	3.72	4.49	5.27	6.045	6.79	7.54	8.29	9.04
	Mid	4.0	3.99	4.99	5.99	6.99	7.97	8.99	9.97	10.98	11.93
	High	5.1	5.02	6.26	7.49	8.71	9.90	11.19	12.39	13.67	14.82
EC 180	Low	2.8	3.64	5.20	6.78	8.24	9.39	10.33	11.24	12.15	13.01
	Mid	3.9	4.51	6.18	7.85	9.51	10.95	12.36	13.70	15.07	16.40
	High	4.9	5.38	7.16	8.91	10.77	12.50	14.39	16.16	18.0	19.78

Model Reference	Fan Speed	Air Volume (m³/h)	Air Volume (l/s)	Specific Fan Power w/l/s	Power Consumption (W)	NR in typical room*	Hydraulic Resistance (KPA)	Nominal Weight (KG)	Water Capacity (L)
EC 60	Low	201.00	55.90	0.14	8.00	34.00	1.38	23.00	0.92
	Mid	290.50	80.75	0.26	21.00	41.50	1.69		
	High	380.00	105.60	0.32	34.00	49.50	2.00		
EC 90	Low	297.00	80.75	0.20	16.00	34.00	4.70	36.00	1.50
	Mid	450.50	124.38	0.34	42.00	41.50	5.85		
	High	604.00	168.00	0.40	68.00	49.97	7.00		
EC 120	Low	419.30	116.50	0.14	16.00	34.00	17.78	45.00	2.08
	Mid	549.65	152.68	0.26	40.00	42.00	20.59		
	High	680.00	188.89	0.34	64.00	49.96	23.40		
EC 150	Low	459.80	127.72	0.17	22.00	34.70	22.23	60.00	2.58
	Mid	598.10	166.14	0.35	59.00	41.50	29.46		
	High	736.40	205.56	0.47	96.00	49.38	36.69		
EC 180	Low	542.00	150.56	0.19	29.00	34.90	47.83	78.00	3.18
	Mid	690.00	191.67	0.40	78.50	41.50	60.76		
	High	838.00	232.78	0.55	128.00	49.00	73.70		

*a typical room is taken as a room with a volume of 173m³ and a reverberation time of 0.8 seconds at 500 Hz with one unit installed, situated against a wall or ceiling (radiating noise in a quartersphere). No allowance is made for attenuation provided by ceilings, enclosures or ductwork. Outputs based upon testing at EN442: 2014 using mean water temperature and an entering air temperature of 20°C with a 10°C temperature drop between flow and return.

Correction factors

Mean Water Temp °C		45 - 80			
Water Temperature drop °C		5	10	15	20
Entering Air Temperature °C	15	1.13	1.10	1.07	1.05
	18	1.08	1.05	1.02	0.99
	20	1.04	1.00	0.95	0.89
	25	0.93	0.91	0.89	0.86

How to calculate Mean Water Temperature

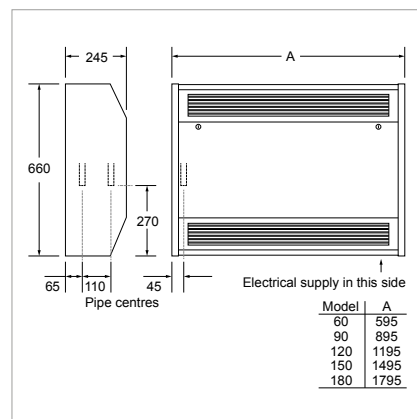
$$\text{Mean water temperature } (\Delta T) = \left[\frac{\text{Flow temperature} + \text{Return temperature}}{2} \right]$$

Factors are approximate data based upon a standard coil.

Caspian® UV

Education | Healthcare | Places of worship | Leisure and sport | Office | Hospitality | Retail | Showroom | Industrial | Residential

One heating solution, suitable for high, low or ceiling mounted applications



Ordering Guide

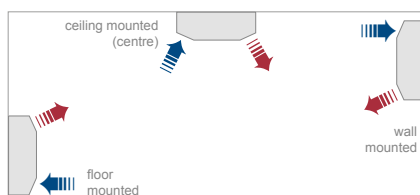
Model	Packed Wt (kg)	Product Codes
AC Codes		
CASPIAN UV 60 AC	23	HPCA21001
CASPIAN UV 90 AC	36	HPCA21002
CASPIAN UV 120 AC	45	HPCA21003
CASPIAN UV 150 AC	60	HPCA21004
CASPIAN UV 180 AC	78	HPCA21005
EC Codes		
CASPIAN UV 60 EC	23	HPCA20001
CASPIAN UV 90 EC	36	HPCA20002
CASPIAN UV 120 EC	45	HPCA20003
CASPIAN UV 150 EC	60	HPCA20004
CASPIAN UV 180 EC	78	HPCA20005

Specification

To specify state:

Fan Convactor with EC motor (or AC), in 1.2mm zinc coated steel, 660mm high and 595mm, 895mm, 1195mm, 1495mm or 1795mm wide. With variable heat output controller. As Smith's Caspian UV 60, 90, 120, 150, 180.

Mounting Options

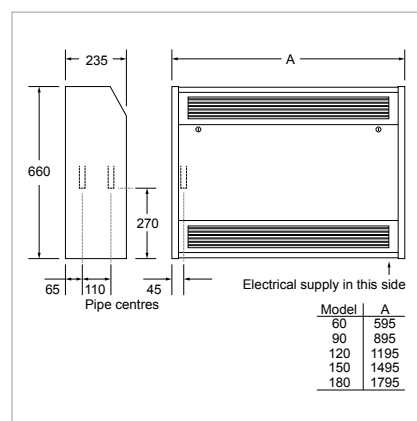


Plinths	Product Codes	
	100mm	150mm
CASPIAN UV/LST 60 PLINTH BLACK	HACA33106	HACA33097
CASPIAN UV/LST 90 PLINTH BLACK	HACA33107	HACA33098
CASPIAN UV/LST 120 PLINTH BLACK	HACA33108	HACA33099
CASPIAN UV/LST 150 PLINTH BLACK	HACA33109	HACA33100
CASPIAN UV/LST 180 PLINTH BLACK	HACA33110	HACA33101
CASPIAN UV/LST 60 PLINTH WHITE	HACA33111	HACA33006
CASPIAN UV/LST 90 PLINTH WHITE	HACA33112	HACA33007
CASPIAN UV/LST 120 PLINTH WHITE	HACA33113	HACA33008
CASPIAN UV/LST 150 PLINTH WHITE	HACA33114	HACA33009
CASPIAN UV/LST 180 PLINTH WHITE	HACA33115	HACA33010
Accessories		Product Codes
PENCIL PROOF GRILLE INSERT (PAIR TO SUIT FF, SL & UV 60)		HACA33069
PENCIL PROOF GRILLE INSERT (PAIR TO SUIT FF, SL & UV 90)		HACA33070
PENCIL PROOF GRILLE INSERT (PAIR TO SUIT FF, SL & UV 120)		HACA33071
PENCIL PROOF GRILLE INSERT (PAIR TO SUIT FF, SL & UV 150)		HACA33072
PENCIL PROOF GRILLE INSERT (PAIR TO SUIT FF, SL & UV 180)		HACA33073
FLEXIBLE HOSES 22MM PAIR		HAGA95003
ROOM THERMOSTAT HARD WIRED		HAGA95001
ROOM THERMOSTAT TAMPER PROOF		HACA95004
CASPIAN PROPORTIONAL HEAT OUTPUT CONTROLLER 15°-25° INTEGRAL (EC)		HACA33005
CASPIAN PROPORTIONAL HEAT OUTPUT CONTROLLER 15°-25° REMOTE SENSOR (EC)		HACA33037
CASPIAN PROPORTIONAL HEAT OUTPUT CONTROLLER 11°-21° INTEGRAL (EC)		HACA33117
CASPIAN PROPORTIONAL HEAT OUTPUT CONTROLLER 11°-21° REMOTE SENSOR (EC)		HACA33118
BLANK CONFIGURABLE PROPORTIONAL HEAT OUTPUT CONTROLLER (PROGRAMMED AT FACTORY)		HACA33126
CASPIAN ADJUSTABLE LOW TEMPERATURE CUT-OUT (EC AND AC)		HACA33001
CASPIAN EXTERNAL CONTROL HARNESS (EC)		HACA33004
CASPIAN EC LINKING KIT (MASTER/SLAVE)		HACA33068
CASPIAN REMOTE SWITCHING ON/OFF RELAY (24V AC COIL)		HACA33127
CASPIAN THERMOSTAT (T1) & AUTO-SPEED CONTROL (T2) (AC LOW LEVEL)		HACA33003
CASPIAN THERMOSTAT (T1) (EC & AC LOW LEVEL)		HACA33002
CASPIAN THERMOSTAT (T2) (AC LOW LEVEL)		HACA33036

Caspian® SL

Education | Healthcare | Places of worship | Leisure and sport | Office | Hospitality | Retail | Showroom | Industrial | Residential

Warm air is discharged at an upward 45° angle to avoid causing discomfort to people sitting adjacent to appliance and with chamfered profile to avoid sharp corners



Ordering Guide


Model	Packed Wt (kg)	Product Codes
AC Codes		
CASPIAN SL 60	23	HPCA31601
CASPIAN SL 90	36	HPCA31602
CASPIAN SL 120	45	HPCA31603
CASPIAN SL 150	60	HPCA31604
CASPIAN SL 180	78	HPCA31605
EC Codes		
CASPIAN SL 60	23	HPCA31501
CASPIAN SL 90	36	HPCA31502
CASPIAN SL 120	45	HPCA31503
CASPIAN SL 150	60	HPCA31504
CASPIAN SL 180	78	HPCA31505

Specification

To specify state:

Fan Convactor with EC motor (or AC), in 1.2mm zinc coated steel, 660mm high and 595mm, 895mm, 1195mm, 1495mm or 1795mm wide. With variable heat output controller. As Smith's Caspian SL 60, 90, 120, 150, 180.

Mounting Options



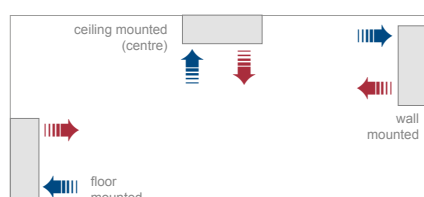
Plinths	Product Codes	
	100mm	150mm
CASPIAN FF/EXT/SL/TT 60 PLINTH BLACK	HACA33077	HACA33082
CASPIAN FF/EXT/SL/TT 90 PLINTH BLACK	HACA33078	HACA33083
CASPIAN FF/EXT/SL/TT 120 PLINTH BLACK	HACA33079	HACA33084
CASPIAN FF/EXT/SL/TT 150 PLINTH BLACK	HACA33080	HACA33085
CASPIAN FF/EXT/SL/TT 180 PLINTH BLACK	HACA33081	HACA33086
CASPIAN FF/EXT/SL/TT 60 PLINTH WHITE	HACA33087	HACA33092
CASPIAN FF/EXT/SL/TT 90 PLINTH WHITE	HACA33088	HACA33093
CASPIAN FF/EXT/SL/TT 120 PLINTH WHITE	HACA33089	HACA33094
CASPIAN FF/EXT/SL/TT 150 PLINTH WHITE	HACA33090	HACA33095
CASPIAN FF/EXT/SL/TT 180 PLINTH WHITE	HACA33091	HACA33096
Accessories	Product Codes	
PENCIL PROOF GRILLE INSERT (PAIR TO SUIT FF, SL & UV 60)	HACA33069	
PENCIL PROOF GRILLE INSERT (PAIR TO SUIT FF, SL & UV 90)	HACA33070	
PENCIL PROOF GRILLE INSERT (PAIR TO SUIT FF, SL & UV 120)	HACA33071	
PENCIL PROOF GRILLE INSERT (PAIR TO SUIT FF, SL & UV 150)	HACA33072	
PENCIL PROOF GRILLE INSERT (PAIR TO SUIT FF, SL & UV 180)	HACA33073	
FLEXIBLE HOSES 22MM PAIR	HAGA95003	
ROOM THERMOSTAT HARD WIRED	HAGA95001	
ROOM THERMOSTAT TAMPER PROOF	HACA95004	
CASPIAN PROPORTIONAL HEAT OUTPUT CONTROLLER 15°-25° INTEGRAL (EC)	HACA33005	
CASPIAN PROPORTIONAL HEAT OUTPUT CONTROLLER 15°-25° REMOTE SENSOR (EC)	HACA33037	
CASPIAN PROPORTIONAL HEAT OUTPUT CONTROLLER 11°-21° INTEGRAL (EC)	HACA33117	
CASPIAN PROPORTIONAL HEAT OUTPUT CONTROLLER 11°-21° REMOTE SENSOR (EC)	HACA33118	
BLANK CONFIGURABLE PROPORTIONAL HEAT OUTPUT CONTROLLER (PROGRAMMED AT FACTORY)	HACA33126	
CASPIAN ADJUSTABLE LOW TEMPERATURE CUT-OUT (EC AND AC)	HACA33001	
CASPIAN EXTERNAL CONTROL HARNESS (EC)	HACA33004	
CASPIAN EC LINKING KIT (MASTER/SLAVE)	HACA33068	
CASPIAN REMOTE SWITCHING ON/OFF RELAY (24V AC COIL)	HACA33127	
CASPIAN THERMOSTAT (T1) & AUTO-SPEED CONTROL (T2) (AC LOW LEVEL)	HACA33003	
CASPIAN THERMOSTAT (T1) (EC & AC LOW LEVEL)	HACA33002	
CASPIAN THERMOSTAT (T2) (AC LOW LEVEL)	HACA33036	

Caspian® FF

Education | Healthcare | Places of worship | Leisure and sport | Office | Hospitality | Retail | Showroom | Industrial | Residential

The rear outlet variant can be installed in an adjacent room, or storage cupboard, with the warm air outlets positioned at the rear of the appliance and ducted into the adjacent room such as a sports hall or even a narrow corridor, permitting an obstruction free wall space

Mounting Options



Ordering Guide

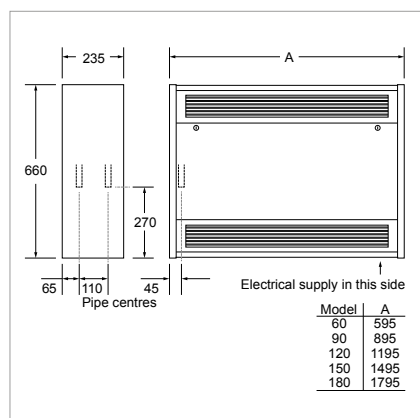
Model	Packed Wt (kg)	AC Codes	EC Codes
CASPIAN FF 60	24	HPCA23001	HPCA22001
CASPIAN FF 90	39	HPCA23002	HPCA22002
CASPIAN FF 120	46	HPCA23003	HPCA22003
CASPIAN FF 150	61	HPCA23004	HPCA22004
CASPIAN FF 180	76	HPCA23005	HPCA22005
Rear Outlet			
CASPIAN FF 60	24	HPCA23006	HPCA22006
CASPIAN FF 90	39	HPCA23007	HPCA22007
CASPIAN FF 120	46	HPCA23008	HPCA22008
CASPIAN FF 150	61	HPCA23009	HPCA22009
CASPIAN FF 180	76	HPCA23010	HPCA22010

Specification

To specify state:

Fan Convactor with EC motor (or AC), in 1.2mm zinc coated steel, 660mm high and 595mm, 895mm, 1195mm, 1495mm or 1795mm wide. With variable heat output controller. As Smith's Caspian FF 60, 90, 120, 150, 180.

Dimensions



Rear Outlet

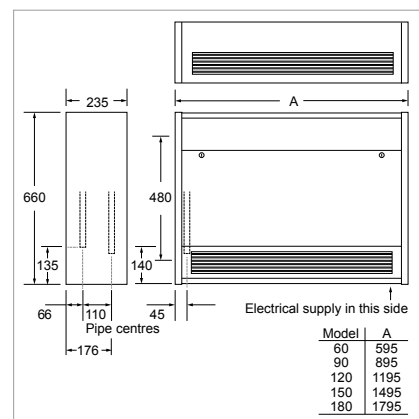


Plinths	Product Codes			
	100mm Black	100mm White	150mm Black	150mm White
CASPIAN FF/EXT/SL/TT 60 PLINTH	HACA33077	HACA33087	HACA33082	HACA33092
CASPIAN FF/EXT/SL/TT 90 PLINTH	HACA33078	HACA33088	HACA33083	HACA33093
CASPIAN FF/EXT/SL/TT 120 PLINTH	HACA33079	HACA33089	HACA33084	HACA33094
CASPIAN FF/EXT/SL/TT 150 PLINTH	HACA33080	HACA33090	HACA33085	HACA33095
CASPIAN FF/EXT/SL/TT 180 PLINTH	HACA33081	HACA33091	HACA33086	HACA33096
Accessories			White Steel	Black steel
POWDER-COATED STEEL INLET/OUTLET GRILLE (TO SUIT FF & EXT RO 60)			HACA33048	HACA33053
POWDER-COATED STEEL INLET/OUTLET GRILLE (TO SUIT FF & EXT RO 90)			HACA33049	HACA33054
POWDER-COATED STEEL INLET/OUTLET GRILLE (TO SUIT FF & EXT RO 120)			HACA33050	HACA33055
POWDER-COATED STEEL INLET/OUTLET GRILLE (TO SUIT FF & EXT RO 150)			HACA33051	HACA33056
POWDER-COATED STEEL INLET/OUTLET GRILLE (TO SUIT FF & EXT RO 180)			HACA33052	HACA33057
Accessories			Product Codes	
ADJUSTABLE STRAIGHT AIR INLET/OUTLET EXTENSION DUCT (TO SUIT EXT & FF RO 60)			HACA33043	
ADJUSTABLE STRAIGHT AIR INLET/OUTLET EXTENSION DUCT (TO SUIT EXT & FF RO 90)			HACA33044	
ADJUSTABLE STRAIGHT AIR INLET/OUTLET EXTENSION DUCT (TO SUIT EXT & FF RO 120)			HACA33045	
ADJUSTABLE STRAIGHT AIR INLET/OUTLET EXTENSION DUCT (TO SUIT EXT & FF RO 150)			HACA33046	
ADJUSTABLE STRAIGHT AIR INLET/OUTLET EXTENSION DUCT (TO SUIT EXT & FF RO 180)			HACA33047	
ANODISED ALUMINIUM INLET/OUTLET GRILLE (TO SUIT FF & EXT RO 60)			HACA33058	
ANODISED ALUMINIUM INLET/OUTLET GRILLE (TO SUIT FF & EXT RO 90)			HACA33059	
ANODISED ALUMINIUM INLET/OUTLET GRILLE (TO SUIT FF & EXT RO 120)			HACA33060	
ANODISED ALUMINIUM INLET/OUTLET GRILLE (TO SUIT FF & EXT RO 150)			HACA33061	
ANODISED ALUMINIUM INLET/OUTLET GRILLE (TO SUIT FF & EXT RO 180)			HACA33062	
PENCIL PROOF GRILLE INSERT (PAIR TO SUIT FF, SL & UV 60)			HACA33069	
PENCIL PROOF GRILLE INSERT (PAIR TO SUIT FF, SL & UV 90)			HACA33070	
PENCIL PROOF GRILLE INSERT (PAIR TO SUIT FF, SL & UV 120)			HACA33071	
PENCIL PROOF GRILLE INSERT (PAIR TO SUIT FF, SL & UV 150)			HACA33072	
PENCIL PROOF GRILLE INSERT (PAIR TO SUIT FF, SL & UV 180)			HACA33073	
FLEXIBLE HOSES 22MM PAIR			HAGA95003	
ROOM THERMOSTAT HARD WIRED			HAGA95001	
ROOM THERMOSTAT TAMPER PROOF			HACA95004	
CASPIAN PROPORTIONAL HEAT OUTPUT CONTROLLER 15°-25° INTEGRAL (EC)			HACA33005	
CASPIAN PROPORTIONAL HEAT OUTPUT CONTROLLER 15°-25° REMOTE SENSOR (EC)			HACA33037	
CASPIAN PROPORTIONAL HEAT OUTPUT CONTROLLER 11°-21° INTEGRAL (EC)			HACA33117	
CASPIAN PROPORTIONAL HEAT OUTPUT CONTROLLER 11°-21° REMOTE SENSOR (EC)			HACA33118	
BLANK CONFIGURABLE PROPORTIONAL HEAT OUTPUT CONTROLLER (PROGRAMMED AT FACTORY)			HACA33126	
CASPIAN ADJUSTABLE LOW TEMPERATURE CUT-OUT (EC AND AC)			HACA33001	
CASPIAN EXTERNAL CONTROL HARNESS (EC)			HACA33004	
CASPIAN EC LINKING KIT (MASTER/SLAVE)			HACA33068	
CASPIAN REMOTE SWITCHING ON/OFF RELAY (24V AC COIL)			HACA33127	
CASPIAN THERMOSTAT (T1) & AUTO-SPEED CONTROL (T2) (AC LOW LEVEL)			HACA33003	
CASPIAN THERMOSTAT (T1) (EC & AC LOW LEVEL)			HACA33002	
CASPIAN THERMOSTAT (T2) (AC LOW LEVEL)			HACA33036	

Caspian® TT

Education | Healthcare | Places of worship | Leisure and sport | Office | Hospitality | Retail | Showroom | Industrial | Residential

Warm air is discharged from the upper surface to avoid causing discomfort to people sitting adjacent to the appliance



Ordering Guide

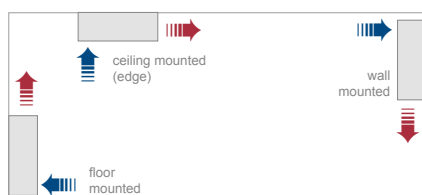
Model	Packed Wt (kg)	Product Codes
AC Codes		
CASPIAN TT 60 AC	24	HPCA16000
CASPIAN TT 90 AC	39	HPCA16001
CASPIAN TT 120 AC	46	HPCA16002
CASPIAN TT 150 AC	61	HPCA16003
CASPIAN TT 180 AC	76	HPCA16004
EC Codes		
CASPIAN TT 60 EC	24	HPCA15000
CASPIAN TT 90 EC	39	HPCA15001
CASPIAN TT 120 EC	46	HPCA15002
CASPIAN TT 150 EC	61	HPCA15003
CASPIAN TT 180 EC	76	HPCA15004

Specification

To specify state:

Fan Convector with EC motor (or AC), in 1.2mm zinc coated steel, 660mm high and 595mm, 895mm, 1195mm, 1495mm or 1795mm wide. With variable heat output controller. As Smith's Caspian TT 60, 90, 120, 150, 180.

Mounting Options



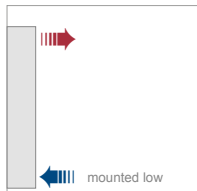
Plinths	Product Codes	
	100mm	150mm
CASPIAN FF/EXT/SL/TT 60 PLINTH BLACK	HACA33077	HACA33082
CASPIAN FF/EXT/SL/TT 90 PLINTH BLACK	HACA33078	HACA33083
CASPIAN FF/EXT/SL/TT 120 PLINTH BLACK	HACA33079	HACA33084
CASPIAN FF/EXT/SL/TT 150 PLINTH BLACK	HACA33080	HACA33085
CASPIAN FF/EXT/SL/TT 180 PLINTH BLACK	HACA33081	HACA33086
CASPIAN FF/EXT/SL/TT 60 PLINTH WHITE	HACA33087	HACA33092
CASPIAN FF/EXT/SL/TT 90 PLINTH WHITE	HACA33088	HACA33093
CASPIAN FF/EXT/SL/TT 120 PLINTH WHITE	HACA33089	HACA33094
CASPIAN FF/EXT/SL/TT 150 PLINTH WHITE	HACA33090	HACA33095
CASPIAN FF/EXT/SL/TT 180 PLINTH WHITE	HACA33091	HACA33096
Accessories		Product Codes
FLEXIBLE HOSES 22MM PAIR		HAGA95003
ROOM THERMOSTAT HARD WIRED		HAGA95001
ROOM THERMOSTAT TAMPER PROOF		HACA95004
CASPIAN PROPORTIONAL HEAT OUTPUT CONTROLLER 15°-25° INTEGRAL (EC)		HACA33005
CASPIAN PROPORTIONAL HEAT OUTPUT CONTROLLER 15°-25° REMOTE SENSOR (EC)		HACA33037
CASPIAN PROPORTIONAL HEAT OUTPUT CONTROLLER 11°-21° INTEGRAL (EC)		HACA33117
CASPIAN PROPORTIONAL HEAT OUTPUT CONTROLLER 11°-21° REMOTE SENSOR (EC)		HACA33118
BLANK CONFIGURABLE PROPORTIONAL HEAT OUTPUT CONTROLLER (PROGRAMMED AT FACTORY)		HACA33126
CASPIAN ADJUSTABLE LOW TEMPERATURE CUT-OUT (EC AND AC)		HACA33001
CASPIAN EXTERNAL CONTROL HARNESS (EC)		HACA33004
CASPIAN EC LINKING KIT (MASTER/SLAVE)		HACA33068
CASPIAN REMOTE SWITCHING ON/OFF RELAY (24V AC COIL)		HACA33127
CASPIAN THERMOSTAT (T1) & AUTO-SPEED CONTROL (T2) (AC LOW LEVEL)		HACA33003
CASPIAN THERMOSTAT (T1) (EC & AC LOW LEVEL)		HACA33002
CASPIAN THERMOSTAT (T2) (AC LOW LEVEL)		HACA33036

Caspian® EXT

Education | Healthcare | Places of worship | Leisure and sport | Office | Hospitality | Retail | Showroom | Industrial | Residential

Warm air is delivered at 1.7m from the base/floor level and the heater can be installed as an exposed unit or within a recess

Mounting Options



Caspian® EXT

Education | Healthcare | Places of worship | Leisure and sport | Office | Hospitality | Retail | Showroom | Industrial | Residential

Ordering Guide

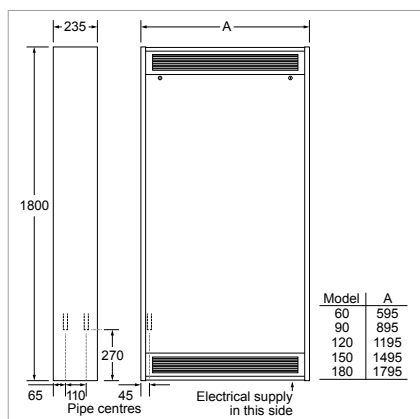
Model	Packed Wt (kg)	Product Codes
AC Codes		
CASPIAN EXT 60 AC	30	HPCA25001
CASPIAN EXT 90 AC	49	HPCA25002
CASPIAN EXT 120 AC	58	HPCA25003
CASPIAN EXT 150 AC	76	HPCA25004
CASPIAN EXT 180 AC	95	HPCA25005
EC Codes		
CASPIAN EXT 60 EC	30	HPCA24001
CASPIAN EXT 90 EC	49	HPCA24002
CASPIAN EXT 120 EC	58	HPCA24003
CASPIAN EXT 150 EC	76	HPCA24004
CASPIAN EXT 180 EC	95	HPCA24005

Specification

To specify state:

Fan Convactor with EC motor (or AC), in 1.2mm zinc coated steel, 1800mm high and 595mm, 895mm, 1195mm, 1495mm or 1795mm wide. With variable heat output controller. As Smith's Caspian EXT 60, 90, 120, 150, 180.

Dimensions



Rear Outlet



Plinths	Product Codes			
	100mm Black	100mm White	150mm Black	150mm White
CASPIAN FF/EXT/SL/TT 60 PLINTH	HACA33077	HACA33087	HACA33082	HACA33092
CASPIAN FF/EXT/SL/TT 90 PLINTH	HACA33078	HACA33088	HACA33083	HACA33093
CASPIAN FF/EXT/SL/TT 120 PLINTH	HACA33079	HACA33089	HACA33084	HACA33094
CASPIAN FF/EXT/SL/TT 150 PLINTH	HACA33080	HACA33090	HACA33085	HACA33095
CASPIAN FF/EXT/SL/TT 180 PLINTH	HACA33081	HACA33091	HACA33086	HACA33096
Accessories			White Steel	Black steel
POWDER-COATED STEEL INLET/OUTLET GRILLE (TO SUIT FF & EXT RO 60)			HACA33048	HACA33053
POWDER-COATED STEEL INLET/OUTLET GRILLE (TO SUIT FF & EXT RO 90)			HACA33049	HACA33054
POWDER-COATED STEEL INLET/OUTLET GRILLE (TO SUIT FF & EXT RO 120)			HACA33050	HACA33055
POWDER-COATED STEEL INLET/OUTLET GRILLE (TO SUIT FF & EXT RO 150)			HACA33051	HACA33056
POWDER-COATED STEEL INLET/OUTLET GRILLE (TO SUIT FF & EXT RO 180)			HACA33052	HACA33057
Accessories				Product Codes
ADJUSTABLE STRAIGHT AIR INLET/OUTLET EXTENSION DUCT (TO SUIT EXT & FF RO 60)				HACA33043
ADJUSTABLE STRAIGHT AIR INLET/OUTLET EXTENSION DUCT (TO SUIT EXT & FF RO 90)				HACA33044
ADJUSTABLE STRAIGHT AIR INLET/OUTLET EXTENSION DUCT (TO SUIT EXT & FF RO 120)				HACA33045
ADJUSTABLE STRAIGHT AIR INLET/OUTLET EXTENSION DUCT (TO SUIT EXT & FF RO 150)				HACA33046
ADJUSTABLE STRAIGHT AIR INLET/OUTLET EXTENSION DUCT (TO SUIT EXT & FF RO 180)				HACA33047
ANODISED ALUMINIUM INLET/OUTLET GRILLE (TO SUIT FF & EXT RO 60)				HACA33058
ANODISED ALUMINIUM INLET/OUTLET GRILLE (TO SUIT FF & EXT RO 90)				HACA33059
ANODISED ALUMINIUM INLET/OUTLET GRILLE (TO SUIT FF & EXT RO 120)				HACA33060
ANODISED ALUMINIUM INLET/OUTLET GRILLE (TO SUIT FF & EXT RO 150)				HACA33061
ANODISED ALUMINIUM INLET/OUTLET GRILLE (TO SUIT FF & EXT RO 180)				HACA33062
PENCIL PROOF GRILLE INSERT (PAIR TO SUIT FF, SL & UV 60)				HACA33069
PENCIL PROOF GRILLE INSERT (PAIR TO SUIT FF, SL & UV 90)				HACA33070
PENCIL PROOF GRILLE INSERT (PAIR TO SUIT FF, SL & UV 120)				HACA33071
PENCIL PROOF GRILLE INSERT (PAIR TO SUIT FF, SL & UV 150)				HACA33072
PENCIL PROOF GRILLE INSERT (PAIR TO SUIT FF, SL & UV 180)				HACA33073
FLEXIBLE HOSES 22MM PAIR				HAGA95003
ROOM THERMOSTAT HARD WIRED				HAGA95001
ROOM THERMOSTAT TAMPER PROOF				HACA95004
CASPIAN PROPORTIONAL HEAT OUTPUT CONTROLLER 15°-25° INTEGRAL (EC)				HACA33005
CASPIAN PROPORTIONAL HEAT OUTPUT CONTROLLER 15°-25° REMOTE SENSOR (EC)				HACA33037
CASPIAN PROPORTIONAL HEAT OUTPUT CONTROLLER 11°-21° INTEGRAL (EC)				HACA33117
CASPIAN PROPORTIONAL HEAT OUTPUT CONTROLLER 11°-21° REMOTE SENSOR (EC)				HACA33118
BLANK CONFIGURABLE PROPORTIONAL HEAT OUTPUT CONTROLLER (PROGRAMMED AT FACTORY)				HACA33126
CASPIAN ADJUSTABLE LOW TEMPERATURE CUT-OUT (EC AND AC)				HACA33001
CASPIAN EXTERNAL CONTROL HARNESS (EC)				HACA33004
CASPIAN EC LINKING KIT (MASTER/SLAVE)				HACA33068
CASPIAN REMOTE SWITCHING ON/OFF RELAY (24V AC COIL)				HACA33127
CASPIAN THERMOSTAT (T1) & AUTO-SPEED CONTROL (T2) (AC LOW LEVEL)				HACA33003
CASPIAN THERMOSTAT (T1) (EC & AC LOW LEVEL)				HACA33002
CASPIAN THERMOSTAT (T2) (AC LOW LEVEL)				HACA33036

Caspian® UVC

Education | Healthcare | Places of worship | Leisure and sport | Office | Hospitality | Retail | Showroom | Industrial

The Caspian UVC fan convector was developed for recessed or concealed heating projects and is suitable for high, low or ceiling concealed installations, can even be turned upside down

Compatible with two pipe heating systems and any commercial or domestic air source heat pump project, the Caspian UVC has four different main accessories. They function together in any combination to create the recessed or concealed heating solution required, depending on the project specification

AC motor models are available on request

Caspian UVC is compatible with most types of wet central heating systems, functioning equally efficiently with conventional boilers, biomass technology or ground or air source heat pumps

Now available with Smart Control
(see page 8)



Caspian® UVC

Education | Healthcare | Places of worship | Leisure and sport | Office | Hospitality | Retail | Showroom | Industrial

Product Information

Motor

EC (BMS compliant) or AC.

Finish

Casing: galvanised steel 1.2mm.

Filter

Class G2, 100% polyester, non-washable.

Installation

Suitable for two-pipe central heating systems.

Unit must be earthed.

Access should be provided for servicing.

Commissioning

Check water is hot enough to activate the low temperature cut-out thermostat.

Controls

See accessories table on page 25.

Accessories

White powder-coated steel inlet/outlet grille.

Anodised aluminium air inlet/outlet grille.

90°C cranked air inlet/outlet duct.

1m adjustable straight air inlet/outlet extension duct.

Circular spigot air inlet/outlet duct.

See matrix on page 79 for other accessories.

Specification

To specify state:

A concealed fan convector for universal mounting with variable heat output controller.

As Smith's Caspian UVC 60, 90, 120, 150, 180.

Floor Mounted Applications

The Caspian UVC can be installed either on or behind walls at high and low level, in ceiling voids and on or under floors.

Detailed below are a number of application options that can be achieved with the Caspian UVC and Accessories. If in doubt please contact us.



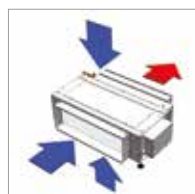
Air outlet



Air inlet
option

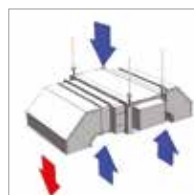
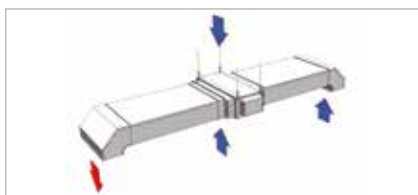
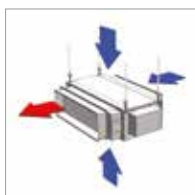


Reversible



Suspended with ducts application

Suspended with
spigots application



Technical Data

Heat output - EC (AC product also available)

Model Reference	Fan Speed	Control Voltage VDC	40°C MWT	45°C MWT	50°C MWT	55°C MWT	60°C MWT	65°C MWT	70°C MWT	75°C MWT	80°C MWT
EC 60	Low	3.4	0.85	1.20	1.45	1.80	2.16	2.35	2.73	3.08	3.40
	Mid	4.9	1.02	1.53	1.92	2.37	2.76	3.18	3.58	4.05	4.38
	High	6.4	1.18	1.85	2.38	2.93	3.36	4.00	4.43	5.02	5.36
EC 90	Low	3.2	1.68	2.23	3.01	3.49	4.05	4.45	5.12	5.49	6.03
	Mid	4.6	2.22	3.07	4.05	4.66	5.42	6.01	6.81	7.34	7.93
	High	6.1	2.75	3.90	5.08	5.82	6.78	7.56	8.49	9.19	9.83
EC 120	Low	3.1	1.62	2.34	3.32	3.98	4.71	5.62	6.32	6.99	7.61
	Mid	4.3	2.31	3.25	4.27	5.15	6.07	7.02	7.91	8.74	9.60
	High	5.5	2.99	4.15	5.21	6.31	7.42	8.41	9.50	10.48	11.59
EC 150	Low	2.8	2.95	3.72	4.49	5.27	6.045	6.79	7.54	8.29	9.04
	Mid	4.0	3.99	4.99	5.99	6.99	7.97	8.99	9.97	10.98	11.93
	High	5.1	5.02	6.26	7.49	8.71	9.90	11.19	12.39	13.67	14.82
EC 180	Low	2.8	3.64	5.20	6.78	8.24	9.39	10.33	11.24	12.15	13.01
	Mid	3.9	4.51	6.18	7.85	9.51	10.95	12.36	13.70	15.07	16.40
	High	4.9	5.38	7.16	8.91	10.77	12.50	14.39	16.16	18.0	19.78

Model Reference	Fan Speed	Air Volume (m³/h)	Air Volume (l/s)	Specific Fan Power w/l/s	Power Consumption (W)	NR in typical room*	Hydraulic Resistance (KPA)	Nominal Weight (KG)	Water Capacity (L)
EC 60	Low	201.00	55.90	0.14	8.00	34.00	1.38	23.00	0.92
	Mid	290.50	80.75	0.26	21.00	41.50	1.69		
	High	380.00	105.60	0.32	34.00	49.50	2.00		
EC 90	Low	297.00	80.75	0.20	16.00	34.00	4.70	36.00	1.50
	Mid	450.50	124.38	0.34	42.00	41.50	5.85		
	High	604.00	168.00	0.40	68.00	49.97	7.00		
EC 120	Low	419.30	116.50	0.14	16.00	34.00	17.78	45.00	2.08
	Mid	549.65	152.68	0.26	40.00	42.00	20.59		
	High	680.00	188.89	0.34	64.00	49.96	23.40		
EC 150	Low	459.80	127.72	0.17	22.00	34.70	22.23	60.00	2.58
	Mid	598.10	166.14	0.35	59.00	41.50	29.46		
	High	736.40	205.56	0.47	96.00	49.38	36.69		
EC 180	Low	542.00	150.56	0.19	29.00	34.90	47.83	78.00	3.18
	Mid	690.00	191.67	0.40	78.50	41.50	60.76		
	High	838.00	232.78	0.55	128.00	49.00	73.70		

*a typical room is taken as a room with a volume of 173m³ and a reverberation time of 0.8 seconds at 500 Hz with one unit installed, situated against a wall or ceiling (radiating noise in a quartersphere). No allowance is made for attenuation provided by ceilings, enclosures or ductwork. Outputs based upon testing at EN442: 2014 using mean water temperature and an entering air temperature of 20°C with a 10°C temperature drop between flow and return.

Correction factors

Mean Water Temp °C		45 - 80			
Water Temperature drop °C		5	10	15	20
Entering Air Temperature °C	15	1.13	1.10	1.07	1.05
	18	1.08	1.05	1.02	0.99
	20	1.04	1.00	0.95	0.89
	25	0.93	0.91	0.89	0.86

How to calculate Mean Water Temperature

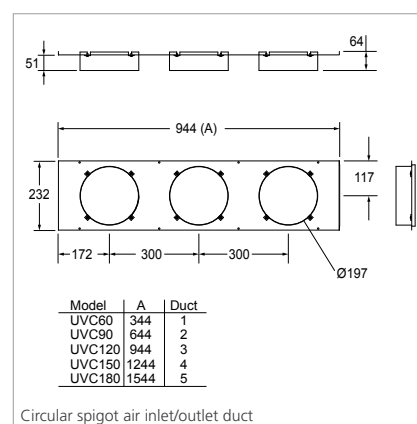
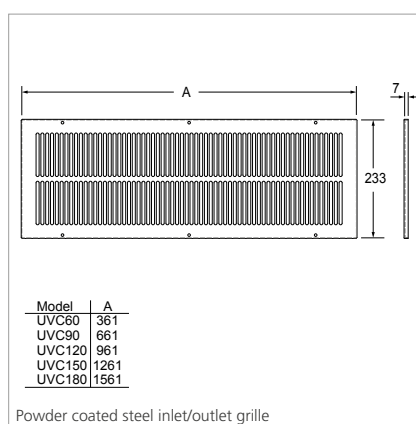
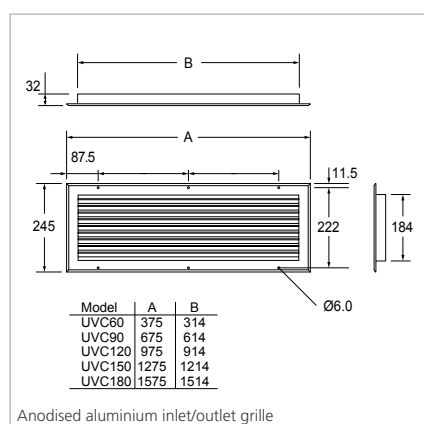
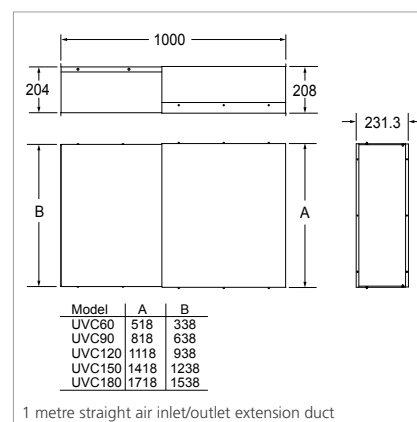
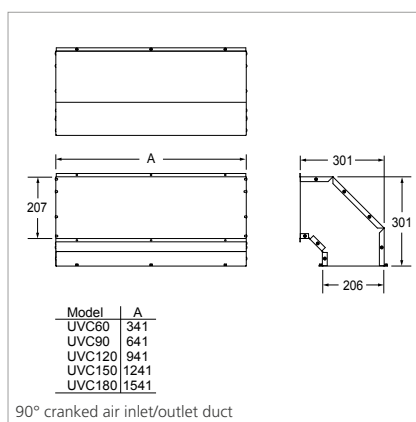
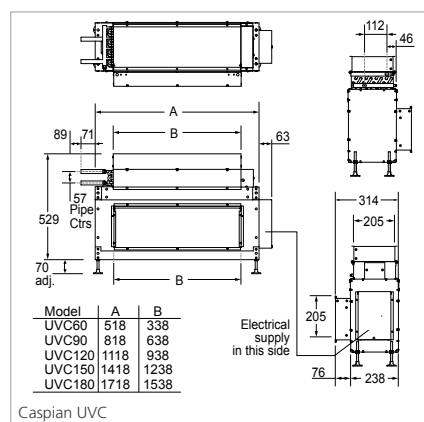
$$\text{Mean water temperature } (\Delta T) = \left[\frac{\text{Flow temperature} + \text{Return temperature}}{2} \right]$$

Factors are approximate data based upon a standard coil.

Caspian® UVC

Education | Healthcare | Places of worship | Leisure and sport | Office | Hospitality | Retail | Showroom | Industrial

Dimensions



Accessories



90° cranked air inlet/outlet



1m adjustable straight air inlet/outlet extension duct



Anodised aluminium inlet/outlet grille



Powder-coated steel inlet/outlet grille



Circular spigot inlet/outlet

Ordering Guide

Model	Packed Wt (kg)	Product Codes	Accessories	Product Codes
AC Codes				
CASPIAN UVC 60 AC	23	HPCA27001	CASPIAN UVC 60 1M ADJUSTABLE STRAIGHT AIR INLET/OUTLET EXTENSION DUCT	HACA33016
CASPIAN UVC 90 AC	36	HPCA27002	CASPIAN UVC 90 1M ADJUSTABLE STRAIGHT AIR INLET/OUTLET EXTENSION DUCT	HACA33017
CASPIAN UVC 120 AC	45	HPCA27003	CASPIAN UVC 120 1M ADJUSTABLE STRAIGHT AIR INLET/OUTLET EXTENSION DUCT	HACA33018
CASPIAN UVC 150 AC	60	HPCA27004	CASPIAN UVC 150 1M ADJUSTABLE STRAIGHT AIR INLET/OUTLET EXTENSION DUCT	HACA33019
CASPIAN UVC 180 AC	78	HPCA27005	CASPIAN UVC 180 1M ADJUSTABLE STRAIGHT AIR INLET/OUTLET EXTENSION DUCT	HACA33020
EC Codes				
CASPIAN UVC 60 EC	23	HPCA26001	CASPIAN UVC 60 90° CRANKED AIR INLET/OUTLET DUCT	HACA33011
CASPIAN UVC 90 EC	36	HPCA26002	CASPIAN UVC 90 90° CRANKED AIR INLET/OUTLET DUCT	HACA33012
CASPIAN UVC 120 EC	45	HPCA26003	CASPIAN UVC 120 90° CRANKED AIR INLET/OUTLET DUCT	HACA33013
CASPIAN UVC 150 EC	60	HPCA26004	CASPIAN UVC 150 90° CRANKED AIR INLET/OUTLET DUCT	HACA33014
CASPIAN UVC 180 EC	78	HPCA26005	CASPIAN UVC 180 90° CRANKED AIR INLET/OUTLET DUCT	HACA33015
			CASPIAN UVC 60 CIRCULAR SPIGOT (200MM X 2) AIR INLET/OUTLET DUCT	HACA33021
			CASPIAN UVC 90 CIRCULAR SPIGOT (200MM X 2) AIR INLET/OUTLET DUCT	HACA33022
			CASPIAN UVC 120 CIRCULAR SPIGOT (200MM X 3) AIR INLET/OUTLET DUCT	HACA33023
			CASPIAN UVC 150 CIRCULAR SPIGOT (200MM X 4) AIR INLET/OUTLET DUCT	HACA33024
			CASPIAN UVC 180 CIRCULAR SPIGOT (200MM X 5) AIR INLET/OUTLET DUCT	HACA33025
			CASPIAN UVC 60 INLET/OUTLET GRILLE ANODISED ALUMINIUM	HACA33031
			CASPIAN UVC 90 INLET/OUTLET GRILLE ANODISED ALUMINIUM	HACA33032
			CASPIAN UVC 120 INLET/OUTLET GRILLE ANODISED ALUMINIUM	HACA33033
			CASPIAN UVC 150 INLET/OUTLET GRILLE ANODISED ALUMINIUM	HACA33034
			CASPIAN UVC 180 INLET/OUTLET GRILLE ANODISED ALUMINIUM	HACA33035
			CASPIAN UVC 60 INLET/OUTLET GRILLE POWDER COATED WHITE	HACA33026
			CASPIAN UVC 90 INLET/OUTLET GRILLE POWDER COATED WHITE	HACA33027
			CASPIAN UVC 120 INLET/OUTLET GRILLE POWDER COATED WHITE	HACA33028
			CASPIAN UVC 150 INLET/OUTLET GRILLE POWDER COATED WHITE	HACA33029
			CASPIAN UVC 180 INLET/OUTLET GRILLE POWDER COATED WHITE	HACA33030
			FLEXIBLE HOSES 22MM PAIR	HAGA95003
			ROOM THERMOSTAT HARD WIRED	HAGA95001
			ROOM THERMOSTAT TAMPER PROOF	HACA95004
			CASPIAN PROPORTIONAL HEAT OUTPUT CONTROLLER 15°-25° INTEGRAL (EC)	HACA33005
			CASPIAN PROPORTIONAL HEAT OUTPUT CONTROLLER 15°-25° REMOTE SENSOR (EC)	HACA33037
			CASPIAN PROPORTIONAL HEAT OUTPUT CONTROLLER 11°-21° INTEGRAL (EC)	HACA33117
			CASPIAN PROPORTIONAL HEAT OUTPUT CONTROLLER 11°-21° REMOTE SENSOR (EC)	HACA33118
			BLANK CONFIGURABLE PROPORTIONAL HEAT OUTPUT CONTROLLER (PROGRAMMED AT FACTORY)	HACA33126
			CASPIAN ADJUSTABLE LOW TEMPERATURE CUT-OUT (EC AND AC)	HACA33001
			CASPIAN EXTERNAL CONTROL HARNESS (EC)	HACA33004
			CASPIAN EC LINKING KIT (MASTER/SLAVE)	HACA33068
			CASPIAN REMOTE SWITCHING ON/OFF RELAY (24V AC COIL)	HACA33127
			CASPIAN THERMOSTAT (T1) & AUTO-SPEED CONTROL (T2) (AC LOW LEVEL)	HACA33003
			CASPIAN THERMOSTAT (T1) (EC & AC LOW LEVEL)	HACA33002
			CASPIAN THERMOSTAT (T2) (AC LOW LEVEL)	HACA33036

Caspian® LST

Education | Healthcare | Office | Hospitality



Caspian LST (Low Surface Temperature) is ideal for applications where vulnerable people need protecting from hot surfaces, such as in schools and certain healthcare applications

Caspian LST (low surface temperature) fully complies with the NHS Estates Health Guidance Notes, "Safe hot water and surface temperatures" (formally known as DN4) and has been independently verified by BSRIA

Using EC technology and meeting the DN4 legislation 100% of the time, this hydronic fan convector provides complete peace of mind for specifiers choosing the Caspian

Any building registered under the Registered Homes Act 1984, including hospitals, clinics, surgeries and other health care premises, requires heat emitters whose maximum surface temperature must not exceed 43°C. This also extends to social services personal care properties, and may also apply to any property where occupants may be at risk of burns to their skin if they came into prolonged (10 seconds or more) contact with a standard heat emitter

As well as healthcare applications Caspian LST is the ideal choice for schools and nurseries where the risk of children coming into contact with higher surface temperature heat emitters can be avoided

Caspian LST range is patented (UK Patent No. 2,555,566)



Product Information

Motor

EC (BMS compliant).

Finish

Casing: zinc-coated steel 1.2mm.

Polyester powder-coated: white RAL 9010.

Available to special order in any colour and with anti-microbial or antibacterial paint (see page 34).

Filter

Class G2, 100% polyester, non-washable.

Installation

Suitable for two-pipe central heating systems.

Pipework access holes on the rear and underside.

Key operated front access panels.

Bleed valve accessible on removal of front casing.

Unit must be earthed.

Commissioning

Check water is hot enough to activate the low temperature cut-out thermostat.

Regulate the flow to achieve maximum performance.

Controls

Variable heat output controller (mounted within the products).

Accessories

See matrix on page 79.

Specification

To specify state:

Low Surface Temperature Fan Convactor with EC motor, in 1.2mm zinc coated steel, polyester powder coated in white RAL 9010.

Dimensions at 660mm high and 595mm, 895mm, 1195mm, 1495mm or 1795mm wide. With variable heat output controller.

As Smith's Caspian LST 60, 90, 120, 150, 180.

Technical Data

Heat output For other heat output data please download the data sheet from our website

Model	Heat Output at 75°			Heat Output at 50°			Pressure Drop		
	Low (kW)	Medium (kW)	High (kW)	Low (kW)	Medium (kW)	High (kW)	High (kPa)	Medium (kPa)	Low (kPa)
CASPIAN LST 60	0.9	1.4	1.9	0.6	0.7	0.8	1.5	1.1	0.9
CASPIAN LST 90	2.8	3.2	3.7	1.6	2.0	2.3	3.9	2.3	1.6
CASPIAN LST 120	4.7	5.1	5.5	2.8	3.2	3.7	7.3	5.5	5.3
CASPIAN LST 150	6.0	6.5	7.0	4.2	4.7	5.2	8.6	6.8	6.2
CASPIAN LST 180	7.5	8.0	8.5	5.7	6.2	6.7	11.3	8.6	7.9

Model	Flow & return connections	Fused spur	Total Power Consumption				Sound Levels			Casting colour	Fan only
			Low (Watts)	Medium (Watts)	High (Watts)	Water Capacity (Litres)	High (dBA)	Medium (dBA)	Low (dBA)		
CASPIAN LST 60	22mm	3A	26	41	55	0.92	50	43	35	white	•
CASPIAN LST 90	22mm	3A	33	59	85	1.50	53	45	37	white	•
CASPIAN LST 120	22mm	3A	33	79	125	2.08	57	48	38	white	•
CASPIAN LST 150	22mm	3A	50	119	188	2.58	59	47	36	white	•
CASPIAN LST 180	22mm	3A	66	158	250	3.18	59	47	36	white	•

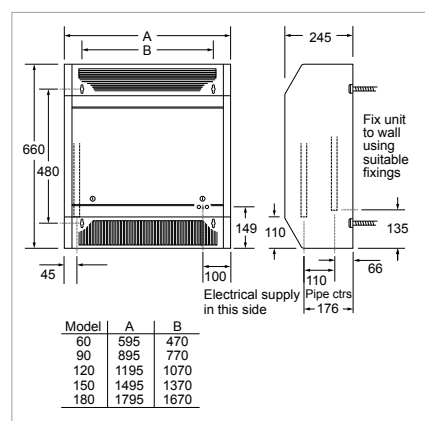
Heat output testing based on BS EN442 using mean water temperature, 20°C entering air temperature, 10° temperature drop.
Sound levels measured at 3m in front of the floor mounted model.

Ordering Guide

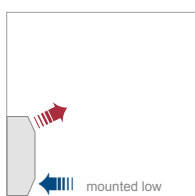
Model	Packed Wt (kg)	Product Codes
CASPIAN LST 60 EC	24	HPCA28001
CASPIAN LST 90 EC	37	HPCA28002
CASPIAN LST 120 EC	46	HPCA28003
CASPIAN LST 150 EC	60	HPCA28004
CASPIAN LST 180 EC	78	HPCA28005

Plinths	Product Codes			
	100mm Black	100mm White	150mm Black	150mm White
CASPIAN UV/LST 60 PLINTH	HACA33106	HACA33111	HACA33097	HACA33006
CASPIAN UV/LST 90 PLINTH	HACA33107	HACA33112	HACA33098	HACA33007
CASPIAN UV/LST 120 PLINTH	HACA33108	HACA33113	HACA33099	HACA33008
CASPIAN UV/LST 150 PLINTH	HACA33109	HACA33114	HACA33100	HACA33009
CASPIAN UV/LST 180 PLINTH	HACA33110	HACA33115	HACA33101	HACA33010
Accessories				Product Codes
FLEXIBLE HOSES 22MM PAIR				HAGA95003
CASPIAN REMOTE SWITCHING ON/OFF RELAY (24V AC COIL)				HACA33127

Dimensions



Mounting Option



Caspian® CTFF

Education | Healthcare | Leisure and sport | Office | Hospitality | Retail | Showroom



Caspian CTFF fits into 600mm x 600mm or 600mm x 1200mm ceiling tile, providing easy access for both installation and maintenance

Caspian fan convectors are both a practical and high quality heating solution for any commercial project

Incorporating the latest EC motor technology, which can result in running-cost savings as high as 70%, and with variable speed control as standard, the Caspian delivers heat quickly and quietly.

It is possible to have master and slave Caspian fan convectors that integrate the entire range of EC Caspian products. Please contact either our sales team or technical team to ensure that this is correctly specified

Caspian fan convectors are compatible with most types of wet central heating systems, functioning equally efficiently with conventional boilers, biomass technology or ground or air source heat pumps

Now available with Smart Control (see page 8)



Product Information

Motor

EC (BMS compliant).

Finish

Casing: zinc-coated steel 1.2mm.
Polyester powdercoated: white RAL 9010.
Available to special order in any colour.

Filter

Class G2, 100% polyester, non-washable.

Installation

Suitable for two-pipe central heating systems.
Maximum installation height for high or ceiling mounting, - 4m to underside.
Pipework access holes on the rear and underside.
Key operated front access panels.
Bleed valve accessible on removal of front casing.
Unit must be earthed.

Commissioning

Check water is hot enough to activate the low temperature cut-out thermostat.

Controls

See accessories table on page 29.

Specification

To specify state:

Fan Convector with EC motor (or AC), in 1.2mm zinc coated steel, 595mm x 595mm or 595mm x 1195mm. With variable heat output controller. As Smith's Caspian CTFF60/120

Technical Data

Heat output - EC

Model Reference	Fan Speed	Control Voltage VDC	40°C MWT	45°C MWT	50°C MWT	55°C MWT	60°C MWT	65°C MWT	70°C MWT	75°C MWT	80°C MWT
EC 60	Low	3.4	0.85	1.20	1.45	1.80	2.16	2.35	2.73	3.08	3.40
	Mid	4.9	1.02	1.53	1.92	2.37	2.76	3.18	3.58	4.05	4.38
	High	6.4	1.18	1.85	2.38	2.93	3.36	4.00	4.43	5.02	5.36
EC 120	Low	3.1	1.62	2.34	3.32	3.98	4.71	5.62	6.32	6.99	7.61
	Mid	4.3	2.31	3.25	4.27	5.15	6.07	7.02	7.91	8.74	9.60
	High	5.5	2.99	4.15	5.21	6.31	7.42	8.41	9.50	10.48	11.59

Model Reference	Fan Speed	Air Volume (m³/h)	Air Volume (l/s)	Specific Fan Power w/l/s	Power Consumption (W)	NR in typical room*	Hydraulic Resistance (KPA)	Nominal Weight (KG)	Water Capacity (L)
EC 60	Low	201.00	55.90	0.14	8.00	34.00	1.38	23.00	0.92
	Mid	290.50	80.75	0.26	21.00	41.50	1.69		
	High	380.00	105.60	0.32	34.00	49.50	2.00		
EC 120	Low	419.30	116.50	0.14	16.00	34.00	17.78	45.00	2.08
	Mid	549.65	152.68	0.26	40.00	42.00	20.59		
	High	680.00	188.89	0.34	64.00	49.96	23.40		

*a typical room is taken as a room with a volume of 173m³ and a reverberation time of 0.8 seconds at 500 Hz with one unit installed, situated against a wall or ceiling (radiating noise in a quartersphere). No allowance is made for attenuation provided by ceilings, enclosures or ductwork. Outputs based upon testing at EN442: 2014 using mean water temperature and an entering air temperature of 20°C with a 10°C temperature drop between flow and return.

Correction factors

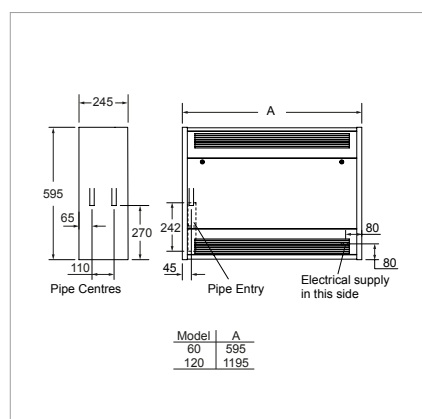
Mean Water Temp °C		45 - 80			
Water Temperature drop °C		5	10	15	20
Entering Air Temperature °C	15	1.13	1.10	1.07	1.05
	18	1.08	1.05	1.02	0.99
	20	1.04	1.00	0.95	0.89
	25	0.93	0.91	0.89	0.86

Factors are approximate data based upon a standard coil.

How to calculate Mean Water Temperature

$$\text{Mean water temperature } (\Delta T) = \frac{\text{Flow temperature} + \text{Return temperature}}{2}$$

Dimensions



Ordering Guide

Model	Packed Wt (kg)	Product Code
CASPIAN CTFF60EC	23	HPCA29004
CASPIAN CTFF60 C/W REMOTE SMART CONTROL	23	HPCA30005
CASPIAN CTFF120EC	45	HPCA29003
CASPIAN CTFF120 C/W REMOTE SMART CONTROL	45	HPCA30004
Accessories		
FLEXIBLE HOSES 22MM PAIR		HAGA95003
ROOM THERMOSTAT HARD WIRED		HAGA95001
ROOM THERMOSTAT TAMPER PROOF		HACA95004
CASPIAN PROPORTIONAL HEAT OUTPUT CONTROLLER 15°-25° REMOTE SENSOR (EC)		HACA33037
CASPIAN PROPORTIONAL HEAT OUTPUT CONTROLLER 11°-21° REMOTE SENSOR (EC)		HACA33118
BLANK CONFIGURABLE PROPORTIONAL HEAT OUTPUT CONTROLLER (PROGRAMMED AT FACTORY)		HACA33126
CASPIAN ADJUSTABLE LOW TEMPERATURE CUT-OUT (EC AND AC)		HACA33001
CASPIAN EXTERNAL CONTROL HARNESS (EC)		HACA33004
CASPIAN EC LINKING KIT (MASTER/SLAVE)		HACA33068
CASPIAN REMOTE SWITCHING ON/OFF RELAY (24V AC COIL)		HACA33127
CASPIAN THERMOSTAT (T1) (EC & AC LOW LEVEL)		HACA33002

Caspian Skyline®

Education | Healthcare | Leisure and sport | Office | Hospitality | Retail | Showroom




Caspian Skyline CT60 fits into a 600mm x 600mm ceiling tile, providing easy access for both installation and maintenance. It's suitable for projects in schools, retail or food units or where the heating needs to complement the rest of the premise

The Caspian Skyline has been developed to provide a more easily installed ceiling tile fan convector to complement the Smith's range of Caspian commercial fan convectors and may be used alone or in tandem with other Smith's products

Plumbing easily into any wet central heating system, the Caspian Skyline will also work effectively and efficiently with renewable heat sources, such as air or ground source heat pumps

Now available with Smart Control (see page 8)



Product Information

Motor

EC (BMS compliant) or AC.

Finish

Casing: galvanised steel 1.2mm.

Grille: Eggcrate core, white RAL 9010 complete with touch catches.

Filter

Class G2, 100% polyester, non-washable.

Installation

Suitable for two-pipe central heating systems.

Maximum installation height – 4m to underside.

Unit must be earthed.

Commissioning

Check water is hot enough to activate the low temperature cut-out thermostat.

Controls

See accessories table on page 31.

Accessories

See matrix on page 79.

Specification

To specify state:

Ceiling mounted Fan Convector with EC (or AC) motor, in 1.2mm galvanised steel, egg crate core grille in white RAL 9010. To fit a standard 600mm x 600mm ceiling grid. With variable heat output controller.

As Smith's Caspian Skyline CT60.

Technical Data

Heat output For other heat output data please download the data sheet from our website

Model	Heat Output at 75°			Heat Output at 45°		
	Low (kW)	Medium (kW)	High (kW)	Low (kW)	Medium (kW)	High (kW)
CASPIAN SKYLINE CT60	2.7	3.7	4.6	0.5	0.9	1.3

Model	Flow & return connections	Fused spur	Total Power Consumption			Water Capacity (Litres)	Sound Levels			Grille colour
			Low (Watts)	Medium (Watts)	High (Watts)		High (dBA)	Medium (dBA)	Low (dBA)	
CASPIAN SKYLINE CT60	22mm	3A	8	24	40	0.75	48	40	34	white

Heat output testing based on BS EN442 using mean water temperature, 18°C entering air temperature, 10° temperature drop. Sound levels measured at 3m.

Correction factors

EAT°C	Mean water temperature °C
	80 to 40
15	1.10
21	0.93

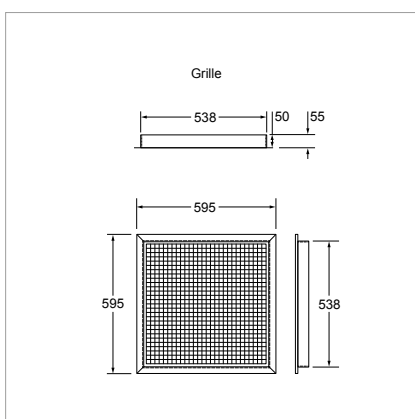
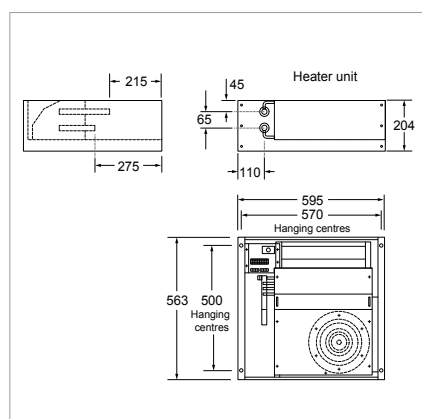
Factor	Temperature drop °C			
	20	15	10	5
Factor	0.89	0.95	1.00	1.04

Ordering Guide

Model	Packed Wt (kg)	Product Codes
AC Codes		
CASPIAN SKYLINE CT60 AC	20	HPCA30001
EC Codes		
CASPIAN SKYLINE CT60 EC	20	HPCA29001

Accessories	Product Codes
CASPIAN ADJUSTABLE LOW TEMPERATURE CUT-OUT (EC AND AC)	HACA33001
CASPIAN EXTERNAL CONTROL HARNESS (EC)	HACA33004
CASPIAN SKYLINE CT60 PROPORTIONAL HEAT OUTPUT CONTROLLER 15-25 (REMOTE SENSOR)	HACA33125
CASPIAN SKYLINE CT60 PROPORTIONAL HEAT OUTPUT CONTROLLER 11-21 (REMOTE SENSOR)	HACA33123
ROOM THERMOSTAT HARD WIRED	HAGA95001
ROOM THERMOSTAT TAMPER PROOF	HAGA95004
FLEXIBLE HOSES 22MM PAIR	HAGA95003
CASPIAN REMOTE SWITCHING ON/OFF RELAY (24V AC COIL)	HACA33127
BLANK CONFIGURABLE PROPORTIONAL HEAT OUTPUT CONTROLLER (PROGRAMMED AT FACTORY)	HACA33126
CASPIAN EC LINKING KIT (MASTER/SLAVE)	HACA33068

Dimensions



Caspian Skyline® E

Education | Healthcare | Leisure and sport | Office | Hospitality | Retail | Industrial

The electric Skyline fits neatly into existing ceiling space - replacing a 600mm x 600mm ceiling tile and because it is ceiling mounted, it saves valuable wall space - particularly important in retail units

It is unobtrusive and effective

This high output fan convector effectively heats large areas

Choice of punched steel or egg-crate grille options

Supplied as standard in white but can be supplied in any colour



Product Information

Motor

AC only.

Finish

Outer casing 0.9mm zinc-coated steel.

Polyester powder-coated.

Polyester powder-coated RAL 9010.

Installation

Maximum installation height 3.2m to underside.

Minimum 150mm void space required for recessed installation.

Not suitable for bathrooms and other high humidity areas.

Maximum flexibility in installation: only 600mm - side clearance required.

Facility for connection to 6mm threaded rod or chains (rods and chains - not supplied).

20 amp switched supply.

Unit must be earthed.

Supplied with remote wireless controller.

Control

Overheat protection: thermal cut-out.

Manual reset procedure: switch power off at mains, wait 5 minutes, switch power on.

Battery powered wireless controller with On/Off function, thermostat control, setback temperature and run back timer.

Attachment

Egg-crate grille accessory (remove standard grille).

Surface mounting kit - 135mm. Provides a complete foursided trim when fitted to a solid ceiling.

Ceiling tile spacer (85mm).

Specification

To specify state: Ceiling mounted heat emitter at 4Kw in white 600x600mm.

As Smith's Caspian Skyline E.

Technical Data

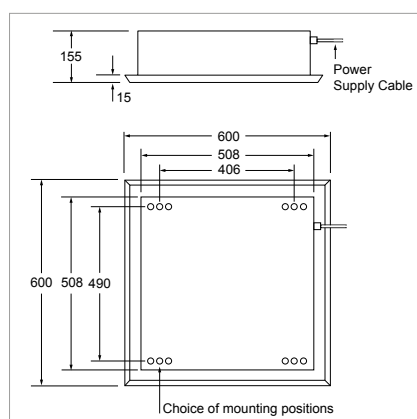
Heat output

Model	Heat Output (kW)	Mains cable	Fused spur	Total Power Consumption (kW)	Sound Levels (dBA)	Casting colour	Fan-only
SKYLINE E 4KW	4.0	1.5m	20A	4.1	40	white	n/a

Ordering Guide

Model	Packed Wt (kg)	Product Codes
SKYLINE E 4KW	9	HPSK40003
Accessories		
SKYLINE E 4KW EGG CRATE GRILLE ACCESSORY		HASK40104
SKYLINE SURFACE MOUNTING KIT (135MM)		HASK40102
SKYLINE CEILING TILE SPACER (85MM)		HASK40103

Dimensions



Smith's Antibacterial Paint

We have developed a paint finish that has antibacterial properties for use on Caspian Fan Convectors (except UVC and Skyline)

Containing the proven Biocote® Antimicrobial Technology, which repeatedly demonstrates broad spectrum antibacterial performance, Smith's antibacterial paint provides additional protection in environments where minimising the risk and transmission of infection is crucial

It can be applied to products that are located in areas where there is a need to maintain a low level of microbes such as hospitals, health centres and care homes, and where there is high level of human traffic such as schools

The powder used to make the antibacterial paint, Interpon 610 AM, has been tested for antimicrobial efficacy in accordance with ISO 22196:2011 and exhibited a minimum of 95% and up to 99.99% reduction in the population of E. Coli and MRSA. Using Silver ion technology Biocote® has been proven to be effective against a wide range of the most common bacteria.

- Provides an additional level of antimicrobial growth on the surface of the fan convectors
- Help prevent odours, stains and material deterioration
- Provides 24-hour protection, 7-days a week
- Helps keep surfaces hygienically clean

Efficacy of Biocote®

A study conducted soon after the H1N1 viral pandemic of 2009 investigated the conversion rate of an H1N1 virus from an infectious to non-infectious form because of its exposure to Biocote® protected products.

A variety of surfaces had the virus added to them and were left to grow over night. Half contained the Biocote® Antimicrobial Additives, and the other half did not. Having been left for a sufficient amount of time for the virus to grow all of the surfaces were assessed for the presence of the virus. On all the materials, the Biocote® protected surfaces were less contaminated with the virus with up to a 99.99% reduction in the virus.

Where should Caspian fan convectors with antibacterial paint be used?

- Schools
- Hospitals
- Care homes
- Health centres
- Dentists surgeries and waiting rooms
- Public buildings including Libraries, Museums and Village Halls

Support

If you require advice on the antibacterial paint please contact our Technical Team: 01245 324560
technical.sales@smithsep.co.uk





Caspian is a range of fan convectors which are perfect to heat larger spaces quickly and efficiently

Caspian fan convectors are particularly well suited to all kinds of commercial applications, from schools and churches to office developments, with the ability to rapidly heat large areas quickly with much greater efficiency than other heat emitters.

Available with Smart controls integrating the most commonly sought control features into a single unit. From basic room temperature control to a range of time controlling features. Can be used as standalone units or with multiple units integrated, and controlled via an app. An especially useful feature when managing building services remotely.

- Compatible with most types of wet central heating systems, functioning equally efficiently with conventional boilers, biomass technology or heat pumps
- LST versions available
- 5 year warranty as standard
- Available with Smart control to further improve efficiency and flexibility, with remote monitoring and control via an app
- Available with Anti-bacterial paint finish
- Designed and manufactured in UK for short lead times





A range of commercial air curtains designed for use in the entrances of shops, offices, leisure facilities, hotels, schools, hospitals and most other public buildings

Ostro is available in 3 versions – W hydronic, E Electric and C Ambient

Ostro air curtains are designed for use in regions with moderate or cold climates in spaces where the temperature range is -10°C to +40°C, in conditions that are free from external contaminants such as pollen and hydrometeor (horizontal precipitation)

In winter Ostro air curtains protect against heat loss in rooms by directing a warm air stream across doorways preventing cold air from entering the heated space. In summer, the air curtains can be used as cooling devices to prevent the entry of hot air and pollutants from the outside

Available in hydronic versions (Ostro W) and electric versions (Ostro E), and ambient versions (Ostro C) without a heater for applications with entrances where no additional comfort heat is required

There are 3 sizes, 1084mm, 1554mm and 2024mm available in all 3 versions

Product Options

Ostro W (hydronic)

- Heat outputs from 10 - 40kW (inlet temperature of 0°C and inlet/outlet temperature of 90/70°C)
- 3 fan speeds the hydronic version is fully controllable
- Air throughput from 1200 – 4800m³/h
- Low noise levels – 61dB at maximum fan speed
- Maximum mounting height 4m

Ostro E (electric)

- Heat output up to 14kW
- Air throughput from 1200 – 4800m³/h
- Low noise levels – 61dB at maximum fan speed
- Featuring a new type of PTC electric coil which minimises the voltage on the surface of the coil.
- Large heat exchanger surface area
- Fully automatic heat control dependent on airflow
- Auto shut-off if the airflow is compromised preventing overheating
- Low energy consumption
- Maximum mounting height 4m

Ostro C (ambient)

- Air throughput from 1250 – 5000m³/h
- Low noise levels – 61dB at maximum fan speed
- Low energy consumption
- Maximum mounting height 4m

Product Information

Finish

Materials: EPP and steel.

End caps: grey finish. Steel main body: RAL 9006 white aluminium (white as shown in the image is available as a special)

Installation

Ostro can be mounted vertically or horizontally and side by side in tandem for larger doorways. To enable the correct method of installing Ostro Air Curtain mounting brackets are available as accessories. These are available as horizontal mounting kits and vertical mounting kits.

Specification

To specify state:

Universally mounted hydronic air curtain with 3 fan speeds and temperature control with heat output of 16kW, or 29kW or 40kW. As Smith's Ostro 100W, or Smith's Ostro 150W, or Smith's Ostro 200W

Universally mounted electric air curtain with 3 fan speeds and temperature control with heat output of 7kW, or 11kW or 14kW. As Smith's Ostro 100E, or Smith's Ostro 150E, or Smith's Ostro 200E

Universally mounted ambient air curtain with 3 fan speeds. As Smith's Ostro 100C, or Smith's Ostro 150C, or Smith's Ostro 200C

Technical Data

		Ostro W with water heater			Ostro E with electric heater		
		100W	150W	200W	100E	150E	200E
Length of unit	m	1	1.5	2	1	1.5	2
Max. installation height	m	4	4	4	4	4	4
Max air output	m³/h	1200/1550/2000	2200/3000/3600	2900/4000/4800	1200/1550/2000	2200/3000/3600	2900/4000/4800
Heat output	kW	10-16	20-29	25-40	4-7	6.5-11	8.5-14
Max working pressure	MPa	1.6	1.6	1.6	-	-	-
Diameter of male connectors	inches	1/2"	1/2"	1/2"	-	-	-
Motor power supply, consumption	V/Hz A	230/50 1.95A	230/50 2.6A	230/50 2.6A	230/50 1.95A	230/50 2.6A	230/50 2.6A
Motor power	W	51/106/220	75/162/320	75/162/320	51/106/220	75/162/320	75/162/320
Electric heating power supply, consumption	V/Hz A	-	-	-	400/50 11.0A	400/50 16.6A	400/50 22.4A
Weight filled with water/without water	kg	18.0/16.5	22.6/20.5	31.0/28.0	17	21.5	29
Volume level I/II/III*	dB (A)	44/49/59	45/49/61	46/49/61	44/49/59	45/49/61	46/49/61
Protection class IP	-	IP21	IP21	IP21	IP21	IP21	IP21

		Ostro C without heater		
		100C	150C	200C
Length of unit	m	1	1.5	2
Max. installation height	m	4	4	4
Max air output	m³/h	1250/1600/2100	2250/3100/3700	3000/4200/5000
Heat output	kW	-	-	-
Max working pressure	MPa	-	-	-
Diameter of male connectors	inches	-	-	-
Motor power supply, consumption	V/Hz A	230/50 1.95A	230/50 2.6A	230/50 2.6A
Motor power	W	51/106/220	75/162/320	75/162/320
Electric heating power supply, consumption	V/Hz A	-	-	-
Weight filled with water/without water	kg	15	18.5	25
Volume level I/II/III*	dB (A)	45/50/60	46/50/61	47/50/61
Protection class IP	-	IP21	IP21	IP21

* Noise level measured in distance of 3m in an open space

Controls



Panel COMFORT

Control of up to two Ostro Air Curtains. The panel is managed using the COMFORT control panel, which allows adjustment of the airflow and air temperature.

Magnetic door switch

A magnetic door switch is available to manage Ostro Air Curtain in conjunction with the operation of the doorway.

BMS communication module

Ostro Air Curtains are compatible with BMS via a communication module, available as an accessory.

Technical Data

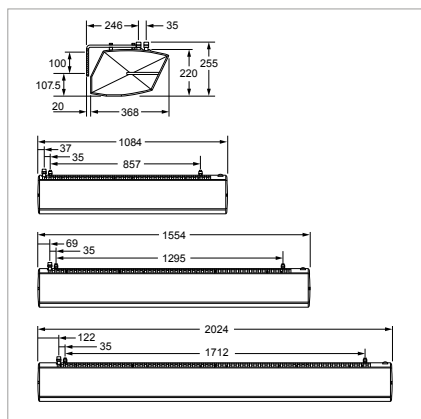
Heat Output For other heat output data please download the data sheet from our website

inlet/outlet water temperature	water 70/50 °C					water 80/60 °C					water 70/50 °C					water 80/60 °C				
inlet air temperature (°C)	0	5	10	15	20	0	5	10	15	20	0	5	10	15	20	0	5	10	15	20
	OSTRO 100W										OSTRO 150W									
	Max fan speed - Max air flow 2000 m³/h										Max fan speed - Max air flow 3600 m³/h									
heat output (kW)	11.3	10.3	9.2	8.1	7.1	13.7	12.6	11.5	10.5	9.4	21.3	19.5	17.7	15.9	14.1	25.1	23.3	21.6	19.7	18.0
outlet air temperature (°C)	18.4	21.8	25.2	28.7	32.1	21.9	25.3	28.7	32.1	35.5	18.3	21.8	25.3	28.9	32.4	21.5	25.0	28.6	32.0	35.6
water flow (m³/h)	0.5	0.4	0.4	0.3	0.3	0.6	0.5	0.5	0.4	0.4	0.8	0.7	0.7	0.6	0.5	1.0	0.9	0.8	0.7	0.7
pressure drop (kPa)	4.0	3.0	2.0	2.0	1.0	5.0	5.0	4.0	3.0	2.0	12.0	10.0	8.0	6.0	5.0	17.0	14.0	12.0	10.0	8.0
	Mid fan speed - Max air flow 1550 m³/h										Mid fan speed - Max air flow 3000 m³/h									
heat output (kW)	10.0	9.1	8.2	7.2	6.3	12.0	11.1	10.2	9.2	8.3	19.6	17.9	16.3	14.7	13.1	23.1	21.4	19.8	18.2	16.6
outlet air temperature (°C)	20.3	23.5	26.8	30.0	33.3	24.2	27.4	30.6	33.9	37.1	19.7	23.1	26.5	29.9	33.2	23.2	26.5	29.9	33.3	36.7
water flow (m³/h)	0.4	0.4	0.3	0.3	0.2	0.5	0.4	0.4	0.4	0.3	0.7	0.7	0.6	0.5	0.5	0.9	0.8	0.8	0.7	0.6
pressure drop (kPa)	3.0	2.0	2.0	1.0	1.0	4.0	3.0	3.0	2.0	2.0	10.0	8.0	6.0	5.0	4.0	14.0	12.0	10.0	8.0	7.0
	Low fan speed - Max air flow 1200 m³/h										Low fan speed - Max air flow 2200 m³/h									
heat output (kW)	8.8	8.0	7.2	6.4	5.6	10.5	9.7	8.9	8.1	7.3	16.9	15.5	14.2	12.9	11.5	19.8	18.4	17.1	15.7	14.4
outlet air temperature (°C)	22.3	25.3	28.4	31.5	34.5	26.6	29.6	32.7	35.7	38.8	22.1	25.3	28.5	31.6	34.8	26.1	29.2	32.4	35.6	38.7
water flow (m³/h)	0.3	0.3	0.3	0.2	0.2	0.4	0.4	0.4	0.3	0.3	0.6	0.6	0.5	0.4	0.4	0.8	0.7	0.6	0.6	0.5
pressure drop (kPa)	2.0	2.0	1.0	1.0	1.0	3.0	3.0	2.0	2.0	1.0	7.0	6.0	5.0	4.0	3.0	10.0	8.0	7.0	6.0	5.0

inlet/outlet water temperature	water 70/50 °C					water 80/60 °C				
inlet air temperature (°C)	0	5	10	15	20	0	5	10	15	20
	OSTRO 200W									
	Max fan speed - Max air flow 4800 m³/h									
heat output (kW)	29.8	27.4	25.0	22.6	20.2	34.9	32.5	30.1	27.7	25.3
outlet air temperature (°C)	18.9	22.4	25.9	29.4	32.9	22.1	25.6	29.1	32.6	36.1
water flow (m³/h)	1.1	1.0	0.9	0.8	0.7	1.4	1.2	1.1	1.0	0.9
pressure drop (kPa)	22.0	19.0	15.0	12.0	9.0	32.0	27.0	23.0	19.0	15.0
	Mid fan speed - Max air flow 4000 m³/h									
heat output (kW)	27.5	25.3	23.1	20.9	18.8	32.1	29.9	27.7	25.5	23.4
outlet air temperature (°C)	20.3	23.7	27.0	30.4	33.8	23.7	27.1	30.5	33.8	37.2
water flow (m³/h)	1.0	0.9	0.8	0.7	0.6	1.2	1.1	1.0	0.9	0.8
pressure drop (kPa)	19.0	16.0	13.0	10.0	8.0	26.0	22.0	19.0	16.0	13.0
	Low fan speed - Max air flow 2900 m³/h									
heat output (kW)	23.6	21.8	20.0	18.2	16.4	27.4	25.6	23.8	22.0	20.2
outlet air temperature (°C)	22.9	26.0	29.2	32.3	35.5	26.8	29.9	33.1	36.2	39.4
water flow (m³/h)	0.8	0.8	0.7	0.6	0.5	1.0	0.9	0.9	0.7	0.7
pressure drop (kPa)	13.0	11.0	9.0	7.0	5.0	18.0	16.0	13.0	11.0	9.0

	100E					150E					200E				
inlet air temperature	0	5	10	15	20	0	5	10	15	20	0	5	10	15	20
OSTRO 100, 150 and 200 Electric															
heat output (kW)	7.0	7.0	7.0	7.0	7.0	11.0	11.0	11.0	11.0	11.0	14.0	14.0	14.0	14.0	14.0
outlet air temperature (°C)	12	17	22	27	32	13	18	23	28	33	14	19	24	29	34

Dimensions



Ordering Guide

Model	Wt (kg)	Product Codes
Ostro W Hydronic		
OSTRO 100W WATER EXCHANGER	18.0 / 16.5	HPAC310014
OSTRO 150W WATER EXCHANGER	22.6 / 20.5	HPAC310015
OSTRO 200W WATER EXCHANGER	31.0 / 28.0	HPAC310016
Ostro E Electric		
OSTRO 100E ELECTRIC EXCHANGER	17.0	HPAC310017
OSTRO 150E ELECTRIC EXCHANGER	21.5	HPAC310018
OSTRO 200E ELECTRIC EXCHANGER	29.0	HPAC310019
Ostro C Ambient		
OSTRO 100C WITHOUT EXCHANGER	15.0	HPAC310020
OSTRO 150C WITHOUT EXCHANGER	18.5	HPAC310021
OSTRO 200C WITHOUT EXCHANGER	25.0	HPAC310022

Accessories	Product Codes
OSTRO HORIZONTAL HOLDER SET	HPAC310023
OSTRO VERTICAL HOLDER SET	HPAC310024
1/2" STRAIGHT VALVE	HPUH310026
ACTUATOR TS LITE M30X1,5	HPUH310027
Controls	
PANEL COMFORT - SPEED REGULATION & THERMOSTAT	HPUH310009
OSTRO DOOR SWITCH	HPUH310025
OSTRO AIR CURTAIN BMS MODULE	HPUH310028

Solano® Eco

Industrial | Workshops | Leisure and sport | Retail | Showroom



A modern and lightweight hydronic fan-assisted unit. Eco to heat open areas such as gyms, schools halls, workshops and showrooms, and Eco MAX for larger open spaces such as industrial units, factories and warehouses

Lightweight for easy installation from <11kg to 25.5kg

High performance heat output up to 93.9kW

Air volumes up to 5700 m³/h and 3 speed fan

Attractive design

Solano Eco MAX version developed for use with heat pumps



Product Information

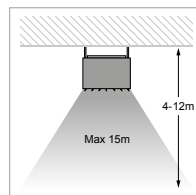
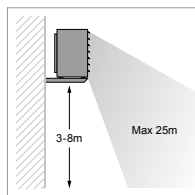
Finish

Expanded Polypropylene (EPP) - Silver grey.

Installation

Suitable for wall or ceiling mounting.

Bracket design aids installation at also 30° and 60°.



Specification

To specify state:

Lightweight hydronic fan-assisted unit heater at 10-35kW/15-50kW/20-70kW. As Smith's Solano Eco.

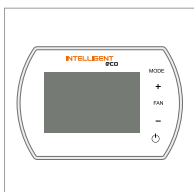
Lightweight hydronic fan-assisted unit heater at 25-70kW/35-95kW/40-120kW. As Smith's Solano Eco MAX.

Controls



Panel COMFORT

- Manual temperature regulation
- Fan speed change
- Ventilation in summer season
- Control up to 3 pcs of HEATER



Panel INTELLIGENT

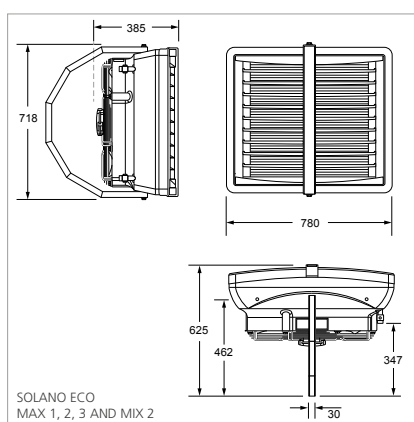
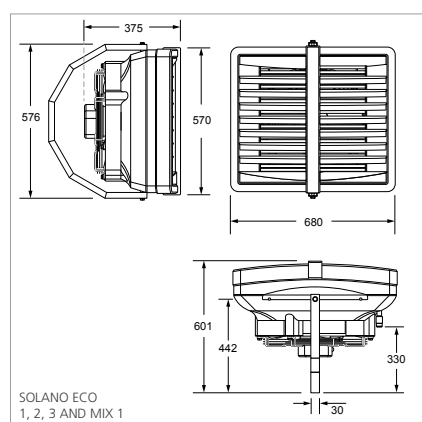
- Weekly thermostat
- Automatic change of fan speed depending on room temperature
- BMS communication
- Control up to 2 pcs of HEATER



Splitter MULTI 6

- Control up to 6 pcs of HEATER

Dimensions



Technical Data

Heat Outputs For other heat output data please download the data sheet from our website

		Heater Eco 1	Heater Eco 2	Heater Eco 3	Heater Eco MAX 1	Heater Eco MAX 2	Heater Eco MAX 3	Heater Eco MIX 1	Heater Eco MIX 2
Heat output range*	kW	10-35	15-50	20-70	25-70	35-95	40-120	-	-
Heat output (90/70°C) / ΔT air temperature increase**	kW/°C	23kW/18°C	39kW/33°C	50kW/48°C	55kW/30°C	74kW/49°C	94kW/60°C	-	-
Heat output (70/50°C) / ΔT air temperature increase**	kW/°C	16kW/13°C	26kW/22°C	35kW/34°C	40kW/22°C	53kW/35°C	68kW/44°C	-	-
Heat output (50/30°C) / ΔT air temperature increase**	kW/°C	9kW/8°C	13kW/11°C	20kW/20°C	25kW/14°C	32kW/21°C	42kW/27°C	-	-
Max air output - III speed	m³/h	3900	3350	2950	5700	5600	5100	4800	7200
Sound level I/II/III speed****	dB (A)	44/52/62	41/50/60	39/48/60	41/50/59	40/48/58	40/48/58	36/44/54	31/42/49
Number of coil rows	-	1	2	3	2	3	3	-	-
Max working pressure	Mpa		1.6			1.6		-	-
Max airflow range*****	m	24	21	19	26	25	23	13***	16***
Diameter of connection nozzles	inches		3/4"			3/4"		-	-
Power supply	V/Hz A		230/50 1.08A			230/50 2.2A		230/50 1.08A	230/50 2.2A
Motor power	W		250			520		250	520
Motor speed	rpm		1350			1380		1350	1380
Protection class IP	-		IP54			IP54		IP54	
Weight without water/with water	kg	10.8/11.9	12.7/14.8	14.5/16.9	23.6/25.2	25.2/27.4	25.5/28	9.2	15.8

* Presented heat output for water agent temperature range 50/30°C - 120 - 90°C, air inlet temperature 0°C, III speed

** For air inlet temperature 0°C

*** Max height of installation for vertical airflow, max working area 380m² for HEATER MIX 1 and 450m² for HEATER MAX 2

**** Measured in distance of 5m

***** Horizontal range of isothermal steam at velocity of 0.5m/s

Ordering Guide

Model	Wt (kg)	Product Codes
SOLANO ECO 1 (Incl mounting bracket)	10.8/11.9	HPUH310030
SOLANO ECO 2 (Incl mounting bracket)	12.7/14.8	HPUH310031
SOLANO ECO 3 (Incl mounting bracket)	14.5/16.9	HPUH310032
SOLANO ECO MAX 1 (Incl mounting bracket)	23.6/25.2	HPUH310033
SOLANO ECO MAX 2 (Incl mounting bracket)	25.2/27.4	HPUH310034
SOLANO ECO MAX 3 (Incl mounting bracket)	25.5/28.0	HPUH310035
SOLANO MIX 1 (Incl mounting bracket)	9.2	HPUH310004
SOLANO MIX 2 (Incl mounting bracket)	15.8	HPUH310036

Accessories	Product Codes
SOLANO INSTALLATION BRACKET (ECO 1, 2, 3 AND MIX 1)	HPUH310005
SOLANO MAX INSTALLATION BRACKET (MAX 1, 2, 3 AND MIX 2)	HPUH310037
PANEL INTELLIGENT THERMOSTAT	HPUH310008
PANEL INTELLIGENT REMOTE SENSOR	HPUH310038
PANEL COMFORT - SPEED REGULATION & THERMOSTAT	HPUH310009
MULTI 6 SPLITTER	HPUH310010
ELASTIC CONNECTION FOR HEATING MEDIUM (PAIR)	HPUH310029
ACTUATOR TS LITE M30X1.5	HPUH310006
VALVE ASP/SSP KVS 5,5	HPUH310007

Aegean® SFC 235H

Education | Healthcare | Places of worship | Leisure and sport | Office | Hospitality | Retail | Showroom | Industrial

A range of fan coil units suitable for all kinds of commercial applications, from restaurants and hotels to office developments, with the ability to rapidly heat and cool large areas with much greater efficiency than other similar heating and cooling systems

EC motor (BMS compatible for easy integration)

Low sound levels

Fully attenuated discharge plenum

Positive fall drain tray

Designed and made in the UK



Product Information

Finish

Chassis manufactured from 1.2mm hot dipped galvanised steel.
All flanges formed inward facing to prevent exposure to bare metal edges.

Installation

Flow and return connections 15mm.
Designed for system pressures up to 10 bar.
Fan coils are 4-pipe coils (heating and cooling circuit).

Customised requirements

All leading manufacturers controls factory fitted.
Acoustically lined inlet plenum.
Concealed/hidden applications (underfloor, behind false walls and ceilings).
Bespoke options.

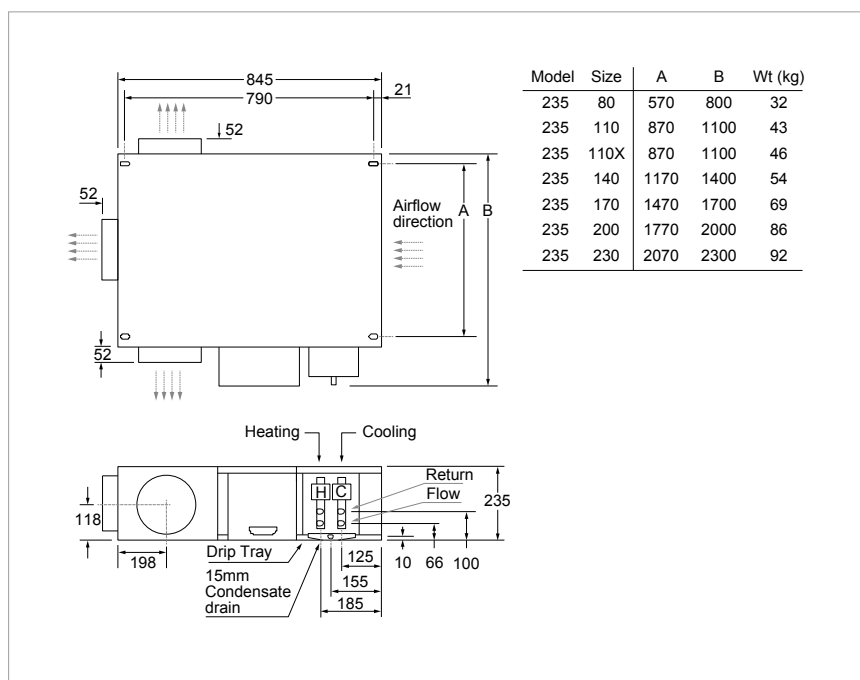
Specification

To specify state:
Horizontal Fan Coil Unit 235mm high with EC motor.
As Smith's Aegean SFC235/80 (or SFC235/110, SFC235/110X, SFC235/140, SFC235/170, SFC235/200, SFC235/230).

Ordering information

Aegean is a highly configurable bespoke product. Please contact us to discuss your requirements.

Dimensions



Ordering Guide and Technical Data

Model	Product Code			ESP	Airflow	SFP	Total cooling	Sensible cooling	Heating
		SIZE	NR	(Pa)	(l/s)	(W/l/s)	6/12°C	6/12°C	82/71°C
AEGEAN SFC235EC/80	HPAE20004	235/80	35	30	124	0.35	1.97	1.61	2.06
AEGEAN SFC235EC/110	HPAE20005	235/110	35	30	168	0.23	2.67	2.18	2.80
AEGEAN SFC235EC/110X	HPAE20006	235/110X	35	30	196	0.13	3.15	2.57	3.26
AEGEAN SFC235EC/140	HPAE20007	235/140	35	30	200	0.20	3.18	2.60	3.35
AEGEAN SFC235EC/170	HPAE20008	235/170	35	30	233	0.18	3.67	3.00	4.16
AEGEAN SFC235EC/200	HPAE20009	235/200	35	30	287	0.18	4.56	3.72	4.78
AEGEAN SFC235EC/230	HPAE20011	235/230	35	30	314	0.16	5.05	4.11	5.29

Summer Condition: 23°C EAT, 50% RH (6/12°C). Winter Condition: 21°C EAT (82/71°C)

Performance data verification

Heating and cooling performance has been tested and independently verified by BSRIA to BS EN 1397: 2015.
Full set up and details available on request.

Acoustic data has been measured and independently verified by SRL Technical Services to BS EN 16583:2015.
Please ask us for our acoustic information pack for more details, including laboratory measured sound power data.

Aegean® SFC 260H

Education | Healthcare | Places of worship | Leisure and sport | Office | Hospitality | Retail | Showroom | Industrial

A range of fan coil units suitable for all kinds of commercial applications, from restaurants and hotels to office developments, with the ability to rapidly heat and cool large areas with much greater efficiency than other similar heating and cooling systems

EC motor (BMS compatible for easy integration)

Low sound levels

Fully attenuated discharge plenum

Positive fall drain tray

Designed and made in the UK



Aegean® SVFC 500

Education | Healthcare | Places of worship | Leisure and sport | Office | Hospitality | Retail | Showroom | Industrial

A range of fan coil units suitable for all kinds of commercial applications, from restaurants and hotels to office developments, with the ability to rapidly heat and cool large areas with much greater efficiency than other similar heating and cooling systems

EC motor (BMS compatible for easy integration)

Low sound levels

Fully attenuated discharge plenum

Positive fall drain tray

Designed and made in the UK



Product Information

Finish

Chassis manufactured from 1.2mm hot dipped galvanised steel.
All flanges formed inward facing to prevent exposure to bare metal edges.

Installation

Flow and return connections 15mm.
Designed for system pressures up to 10 bar.
Fan coils are 4-pipe coils (heating and cooling circuit).

Customised requirements

All leading manufacturers controls factory fitted.
Acoustically lined inlet plenum.
Concealed/hidden applications (underfloor, behind false walls and ceilings).
Bespoke options.

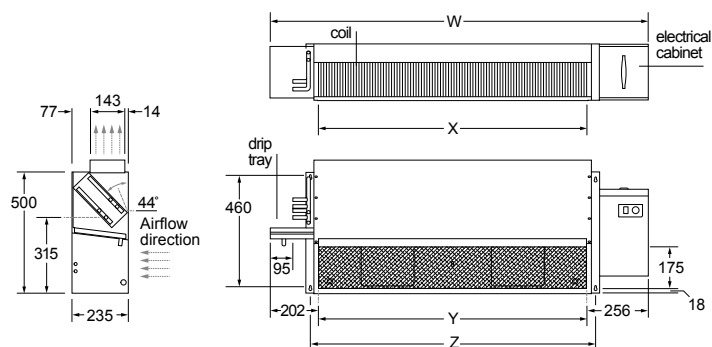
Specification

To specify state:
Vertical Fan Coil Unit 500mm high with EC motor.
As Smith's Aegean SVFC500/100 (or SVFC500/130, SVFC500/190, SVFC500/220, SVFC500/250).

Ordering information

Aegean is a highly configurable bespoke product. Please contact us to discuss your requirements.

Dimensions



Model	Size	W	X	Y	Z	Wt(kg)
500	100	970	510	512	583	30
500	130	1270	810	812	883	40
500	190	1870	1410	1412	1483	58
500	220	2170	1710	1712	1783	66
500	250	2470	2010	2012	2083	80

Ordering Guide and Technical Data

Model	Product Code	SIZE		ESP	Airflow	SFP	Total cooling (kW)	Sensible cooling (kW)	Heating (kW)
		SIZE	NR	(Pa)	(l/s)	(W/l/s)	6/12°C	6/12°C	82/71°C
AEGEAN SVFC500EC/100	HPAE20020	500/100	35	5	153	0.35	2.45	2.00	2.01
AEGEAN SVFC500EC/130	HPAE20022	500/130	35	5	183	0.13	2.96	2.41	2.42
AEGEAN SVFC500EC/190	HPAE20024	500/190	35	5	302	0.15	4.79	3.91	4.74
AEGEAN SVFC500EC/220	HPAE20025	500/220	35	5	345	0.18	5.45	4.46	4.57
AEGEAN SVFC500EC/250	HPAE20027	500/250	35	5	414	0.20	6.63	5.40	5.50

Summer Condition: 23°C EAT, 50% RH (6/12°C). Winter Condition: 21°C EAT (82/71°C)

Performance data verification

Heating and cooling performance has been tested and independently verified by BSRIA to BS EN 1397: 2015.
Full set up and details available on request.

Acoustic data has been measured and independently verified by SRL Technical Services to BS EN 16583:2015.
Please ask us for our acoustic information pack for more details, including laboratory measured sound power data.

Pedestal

Education | Healthcare | Leisure and sport | Office | Hospitality | Retail | Showroom | Residential



A new range of freestanding natural convector pedestal heaters, Kiosk, Trafalgar and Tube in a variety of shapes, lengths and finishes

Perfect for beneath large windows, Smith's freestanding pedestal heaters help to minimise the problem of downward cold airflow with commonly associated with glazed façades

Fitting into the smallest of spaces Smith's range of freestanding pedestal heaters provide a stylish solution without the need for wall hung heaters

Lengths from 0.5m to 2m

Perfect for where sub-floor trench heating is not possible

Heat source: boiler or heat pump



Product Information

Finish

Outer casing: 1.2mm zintec. Polyester powder coated.
Paint specification: textured white BS 4800 00A01 18% gloss.

Installation

Flow and return connections 22mm copper.
Designed for system pressures up to 10 bar.
Suitable for two pipe central heating systems only.

Customised requirements

Any colour finishes are available on request.
Price and availability will be confirmed at the time of order.

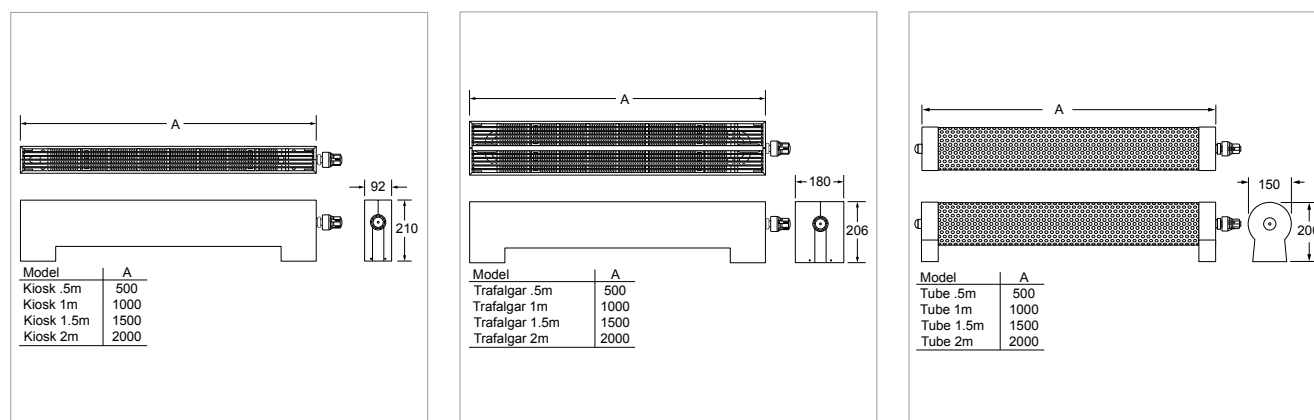
Controls

Supplied with TRV and lockshield valve.

Specification

To specify state:
Low height freestanding pedestal heater in linear form with rectangular profile, large rectangular profile or circular profile.
As Smith's Kiosk, Trafalgar or Tube.

Dimensions



Technical Data

Heat output

Product length	ΔT °C					
	20 ΔT	30 ΔT	40 ΔT	50 ΔT	60 ΔT	70 ΔT
Kiosk						
0.5m	22	39	60	83	109	136
1.0m	73	133	202	281	367	459
1.5m	125	226	345	479	626	783
2.0m	176	320	487	677	884	1106
Trafalgar						
0.5m	39	72	110	154	201	253
1.0m	133	243	373	519	681	856
1.5m	226	414	635	885	1160	1459
2.0m	320	585	898	1250	1640	2062
Tube						
0.5m	36	64	96	132	170	212
1.0m	88	157	237	325	421	524
1.5m	141	251	378	519	671	836
2.0m	193	344	519	712	922	1148

Entering ambient air temperature of 20°C
Outputs in Watts. In accordance with EN442 - BSRIA verified

How to calculate Mean Water Temperature

$$\text{Mean water temperature } (\Delta T) = \left[\frac{\text{Flow temperature} + \text{Return temperature}}{2} \right]$$

Ordering Guide

Listed below are the Pedestal in white complete with TRV.

Description	Wt (kg)	Product Codes
Kiosk		
PEDESTAL KIOSK WHITE 500	5	HPKI100025
PEDESTAL KIOSK WHITE 1000	10	HPKI100028
PEDESTAL KIOSK WHITE 1500	15	HPKI100031
PEDESTAL KIOSK WHITE 2000	20	HPKI100034
Trafalgar		
PEDESTAL TRAFALGAR WHITE 500	8	HPTR110025
PEDESTAL TRAFALGAR WHITE 1000	16	HPTR110028
PEDESTAL TRAFALGAR WHITE 1500	24	HPTR110031
PEDESTAL TRAFALGAR WHITE 2000	32	HPTR110034
Tube		
PEDESTAL TUBE WHITE 500	5	HPTU110001
PEDESTAL TUBE WHITE 1000	10	HPTU110004
PEDESTAL TUBE WHITE 1500	15	HPTU110007
PEDESTAL TUBE WHITE 2000	20	HPTU110010

Sureline®

Education | Healthcare | Leisure and sport | Office | Hospitality | Retail | Showroom | Residential



Provides gentle, discreet and efficient low-level warmth and is the ideal heating solution for areas where wall space is limited - rooms such as loft conversions and new-builds

Simple to install along the skirting in any room, Sureline is an efficient natural convector that provides discreet heating

Supplied as standard in white but casing can be supplied in any colour



Product Information

Finish

Outer casing 0.7mm zinc coated steel.

Polyester powder-coated RAL 9010.

Each length includes casing, element, backplate and joining strip.

Casing only includes casing, backplate and joining strip.

Installation

Minimum clearance above floor 50mm.

Flow and return connections 22mm copper.

Designed for system pressures up to 10 bar.

Suitable for two-pipe central heating systems only.

Attachments

Casing only (1000mm)

LH valve box/end cap kit

RH valve box/end cap kit

Centre valve cover

90° internal cover

90° external cover

135° internal cover

135° external cover

Finger guard 500 (500mm)

Finger guard 1000 (1000mm)

Element (1000mm)

Customised requirements

We are able to offer casings painted in any colour.

Price and availability will be confirmed at the time of order.

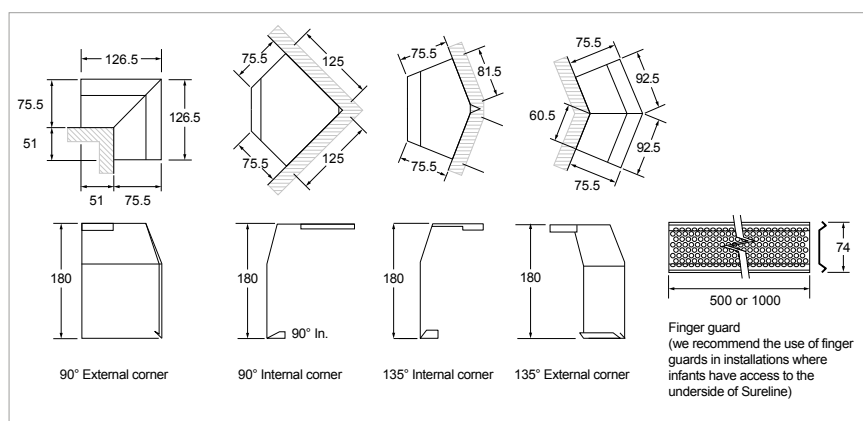
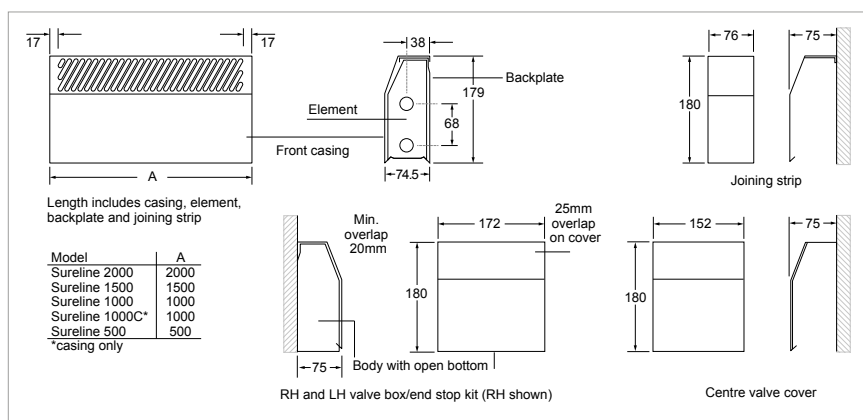
Specification

To specify state:

Skirting level perimeter hydronic heat emitter in white.

As Smith's Sureline 500, 1000, 1500, 2000.

Dimensions



Ordering Guide

Model	Packed Wt (kg)	Product Codes
SURELINE 500	5	HPSL30001
SURELINE 1000	7	HPSL30002
SURELINE 1500	10	HPSL30003
SURELINE 2000	14	HPSL30004
Attachments		
SURELINE CASING 1000MM		HASL30101
SURELINE LEFT HAND VALVE COVER/END CAP		HASL30102
SURELINE RIGHT HAND VALVE COVER/END CAP		HASL30103
SURELINE CENTRE VALVE COVER		HASL30104
SURELINE 90° INTERNAL CORNER		HASL30105

Attachments	Product Codes
SURELINE 90° EXTERNAL CORNER	HASL30106
SURELINE 135° INTERNAL CORNER	HASL30107
SURELINE 135° EXTERNAL CORNER	HASL30108
SURELINE FINGER GUARD 500MM	HASL30109
SURELINE FINGER GUARD 1000MM	HASL30110
SURELINE ELEMENT 1000MM	HASL30111

Technical Data

Heat Output

	Flow Rate L/h (G/h)	Btu/h/m @ average water temperature						W/m @ average water temperature					
		50°C	55°C	60°C	65°C	70°C	75°C	50°C	55°C	60°C	65°C	70°C	75°C
Two supplies - Parallel	920 (200)	1310	1570	1820	2070	2300	2560	380	460	530	610	670	750
Bottom supply - Top return	920 (200)	1030	1250	1460	1710	1920	2140	300	370	430	500	560	630

Ecovector® High

Education | Healthcare | Places of worship | Leisure and sport | Office | Hospitality | Retail | Showroom | Industrial | Residential

The Ecovector Hydronic fan convectors provide effective and dependable heating for both small and large commercial areas, fitted unobtrusively above head height

They work particularly well in shops and libraries, where lower wall space is limited

Compatible with most types of wet central heating systems, functioning equally efficiently with conventional boilers, biomass technology or ground or air source heat pumps



Product Information

Motor

AC only.

Finish

Front casing: zinc-coated steel.
Polyester powder-coated RAL 9010.
Side panels: polymer eggshell white.

Installation

Maximum installation height 2.1m to underside.
No top or side clearance required.
Unit must be earthed (except model 1000-12V).
Suitable for two-pipe central heating systems.
Patress box not supplied for transformer (model 1000-12V).

Commissioning

Check water is hot enough to activate the low temperature cut-out thermostat. The inclusion of an automatic air vent at the highest point is recommended to avoid possible air locks.

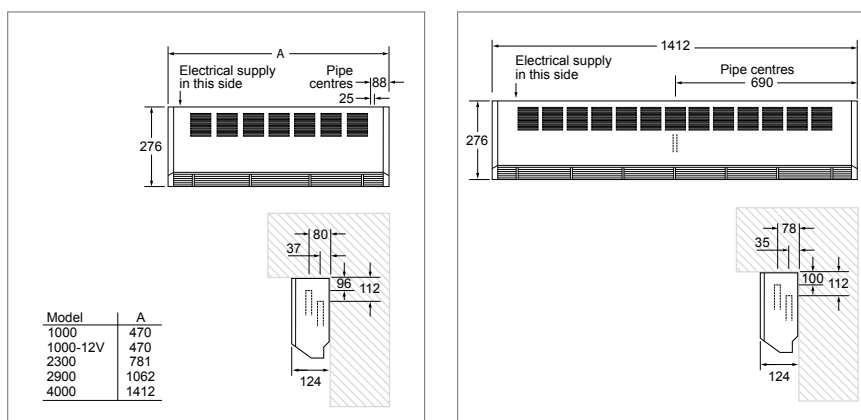
Controls

Two rocker switches - normal/off/boost, heating/fan-only.
Low temperature cut out thermostat, set to energise fan at approximately 35°C.

Specification

To specify state:
High level hydronic fan convector in white.
As Smith's Ecovector High 1000, 2300, 2900, 4000, 1000-12V.

Dimensions



Ordering Guide

Model	Packed Wt (kg)	Product Codes
ECOVECTOR HL 1000	7	HPEV50011
ECOVECTOR HL 2300	11	HPEV50012
ECOVECTOR HL 2900	15	HPEV50013
ECOVECTOR HL 4000	18	HPEV50014
ECOVECTOR HL 1000-12V	8	HPEV50015
Accessories		
ROOM THERMOSTAT HARD WIRED		HAGA95001
ROOM THERMOSTAT TAMPER PROOF		HAGA95004

Technical Data

Heat Output For other heat output data please visit our website

Model	Heat Output at 75°		Heat Output at 45°	
	Normal (kW)	Boost (kW)	Normal (kW)	Boost (kW)
ECOVECTOR HL 1000	1.0	1.2	0.5	0.6
ECOVECTOR HL 2300	2.1	2.8	1.1	1.4
ECOVECTOR HL 2900	2.7	4.0	1.4	2.0
ECOVECTOR HL 4000	3.7	4.8	1.8	2.5
ECOVECTOR HL 1000-12V	1.0	1.2	0.5	0.5

Model	Water Capacity (Litres)	Sound Levels		Casting colour	Fan-only	Flow & return connections	Mains cable	Transformer	Fused spur	Total Power Consumption	
		Normal (dBA)	Boost (dBA)							Normal (Watts)	Boost (Watts)
ECOVECTOR HL 1000	0.28	32	40	white	•	15mm	1.5m	n/a	3A	20	25
ECOVECTOR HL 2300	0.32	34	50	white	•	15mm	1.5m	n/a	3A	20	32
ECOVECTOR HL 2900	0.52	37	51	white	•	15mm	1.5m	n/a	3A	33	50
ECOVECTOR HL 4000	1.04	39	52	white	•	22mm	1.5m	n/a	3A	40	60
ECOVECTOR HL 1000-12V	0.28	32	39	white	•	15mm	0.45m	•	3A	20	25

Heat outputs tested in accordance with BS4856 using entering water temperature and 340 l/h (75gph) flow rate. Sound levels measured at 1.5m.

Ecovector® Low

Education | Healthcare | Places of worship | Leisure and sport | Office | Hospitality | Retail | Showroom | Industrial | Residential

Ecovector Low Level fan convectors provide warmth from the floor upwards and are more energy efficient and effective than radiators

The Ecovector can heat up a room more quickly than radiators, thereby reducing the amount of time your boiler or heat pump is running - making it extremely efficient and cost effective

Compatible with most types of wet central heating systems, functioning equally efficiently with conventional boilers, biomass technology or ground or air source heat pumps

Ideal for new and existing developments, due to ease of installation, the Ecovector is available in a range of models to suit varying room sizes and heat output requirements



Product information

Motor

AC only.

Finish

Front casing: zinc-coated steel.
Polyester powder-coated RAL 9010.
Side panels: polymer eggshell white.

Installation

Mounting bracket supplied.
Unit must be earthed.
Suitable for two-pipe central heating systems.
Minimum height above floor level 150mm.
Maximum height above floor level 500mm.

Commissioning

Check water is hot enough to activate the selectable low temperature cut-out thermostat.

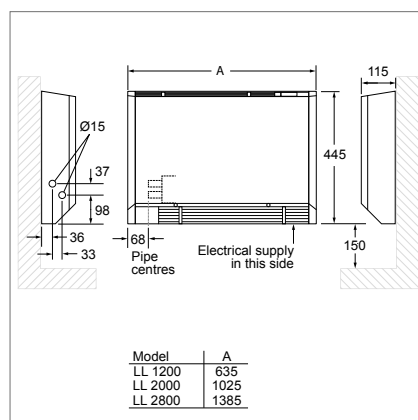
Control

Rocker switch - low/off/high.
Built-in room thermostat.
Low temperature cut-out thermostat set to energise fan at approximately 35°C.

Specification

To specify state:
Low level hydronic fan convector in white.
As Smith's Ecovector Low LL1200, LL2000, LL2800.

Dimensions



Ordering Guide

Model	Packed Wt (kg)	Product Codes
ECOVECTOR LL 1200	12	HPEV50001
ECOVECTOR LL 2000	17	HPEV50002
ECOVECTOR LL 2800	24	HPEV50003

Technical Data

Heat Output For other heat output data please visit our website

Model	Heat Output at 75°		Heat Output at 45°	
	Low (kW)	High (kW)	Low (kW)	High (kW)
ECOVECTOR LL 1200	1.1	1.4	0.5	0.6
ECOVECTOR LL 2000	1.9	2.4	0.9	1.1
ECOVECTOR LL 2800	2.6	3.2	1.2	1.5

Model	Water Capacity (Litres)	Sound Levels		Casting colour	Fan-only	Flow & return connections	Mains cable	Transformer	Fused spur	Total Power Consumption	
		Low (dBA)	High (dBA)							Low (Watts)	High (Watts)
ECOVECTOR LL 1200	0.29	32	38	white	n/a	15mm	1.5m	n/a	3A	17	21
ECOVECTOR LL 2000	0.58	35	40	white	n/a	15mm	1.5m	n/a	3A	26	55
ECOVECTOR LL 2800	0.83	37	42	white	n/a	15mm	1.5m	n/a	3A	43	76

Heat outputs tested in accordance with BS4856 using entering water temperature and 340 l/h (75gph) flow rate. Sound levels measured at 1.5m.

Ecovector® II Low

Education | Healthcare | Places of worship | Leisure and sport | Office | Hospitality | Retail | Showroom | Industrial | Residential

Ecovector II Low Level fan convectors provide warmth from a low level upwards and are more energy efficient and effective than radiators

The Ecovector II can heat up a room more quickly than radiators, thereby reducing the amount of time your boiler or heat pump is running - making it extremely efficient and cost effective

Compatible with most types of wet central heating systems, functioning equally efficiently with conventional boilers, biomass technology or ground or air source heat pumps

Ideal for new and existing developments, due to ease of installation, the Ecovector is available in a range of models to suit varying room sizes and heat output requirements



Product information

Motor

AC only.

Finish

Front casing: zinc-coated steel.
Polyester powder-coated RAL 9016.

Installation

This heating appliance is intended for mounting on a wall at low level via the chassis mounting holes. The minimum recommended installation height is 100mm from the floor. There is no clearance required on either side of the heater.

Ecovector II is designed for use on standard two-pipe pumped central heating systems where the system hot water is generated from either a boiler or renewable sources.

Commissioning

Check water is hot enough to activate the low temperature cut-out thermostat. Pair thermostat to heater.

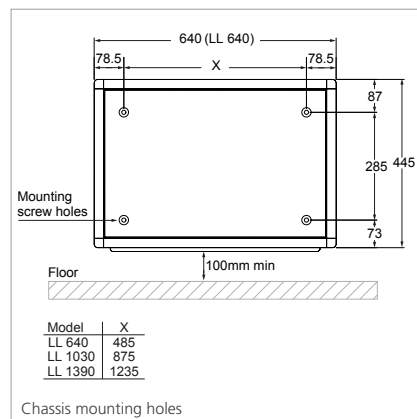
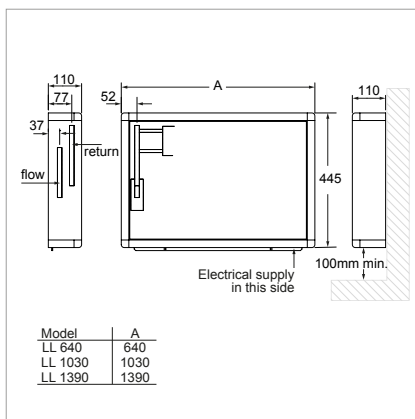
Control

Rocker switch - low/off/high.
Wireless room thermostat to be positioned on wall.
Low temperature cut-out thermostat set to energise fan at approximately 33°C.
Fan only switch.

Specification

To specify state: Low level hydronic fan convector in white. As Smith's Ecovector II LL640/LL1030/LL1390

Dimensions



Ordering Guide

Model	Packed Wt (kg)	Product Codes
ECOVECTOR II LL 640	14	HPEV50004
ECOVECTOR II LL 1030	19	HPEV50005
ECOVECTOR I ILL 1390	26	HPEV50006

Technical Data

Heat output

Model	Heat Output at 80°		Heat Output at 75°		Heat Output at 70°		Heat Output at 65°		Heat Output at 60°	
	Low (kW)	High (kW)	Low (kW)	High (kW)	Low (kW)	High (kW)	Low (kW)	High (kW)	Low (kW)	High (kW)
ECOVECTOR II LL 640	1.2	1.45	1.1	1.32	0.98	1.19	0.9	1.07	0.8	0.94
ECOVECTOR I ILL 1030	2.44	2.82	2.22	2.56	2.0	2.29	1.79	2.08	1.58	1.86
ECOVECTOR I ILL 1390	3.37	4.00	3.06	3.67	2.78	3.34	2.51	3.02	2.23	2.7

Model	Heat Output at 55°		Heat Output at 50°		Heat Output at 45°		Heat Output at 40°	
	Low (kW)	High (kW)	Low (kW)	High (kW)	Low (kW)	High (kW)	Low (kW)	High (kW)
ECOVECTOR II LL 640	0.7	0.82	0.6	0.7	0.5	0.59	0.38	0.47
ECOVECTOR II LL 1030	1.39	1.66	1.2	1.46	1.0	1.22	0.8	0.97
ECOVECTOR II LL 1390	1.92	2.37	1.61	2.03	1.37	1.72	1.14	1.41

Model	Flow & return connections	Mains cable	Fused spur	Total Power Consumption		Water Capacity (Litres)	Max. current draw Amps	Sound Levels		Casting colour	Fan-only
				Low (Watts)	High (Watts)			Low (dBA)	High (dBA)		
ECOVECTOR II LL 640	15mm	1.5m	3A	16	31	0.29	0.25	31	33	white	yes
ECOVECTOR II LL 1030	15mm	1.5m	3A	26	44	0.58	0.45	32	34	white	yes
ECOVECTOR II LL 1390	15mm	1.5m	3A	41	67	0.83	0.60	34	36	white	yes

Heat outputs tested in accordance with BS4856 using entering water temperature and 340 l/h (75gph) flow rate. Sound levels measured at 1.5m.

Ecovector® II Smart Low Level

Education | Healthcare | Places of worship | Leisure and sport | Office | Hospitality | Retail | Showroom | Industrial | Residential

Ecovector II Low Level fan convectors provide warmth from a low level upwards and are more energy efficient and effective than radiators

The Ecovector II can heat up a room more quickly than radiators, thereby reducing the amount of time your boiler or heat pump is running - making it extremely efficient and cost effective

Compatible with most types of wet central heating systems, functioning equally efficiently with conventional boilers, biomass technology or ground or air source heat pumps

Ideal for new and existing developments, due to ease of installation, the Ecovector is available in a range of models to suit varying room sizes and heat output requirements



Product information

Motor

AC only

Finish

Front casing: zinc-coated steel.
Polyester powder-coated RAL 9016.

Installation

This heating appliance is intended for mounting on a wall at low level via the chassis mounting holes. The minimum recommended installation height is 100mm from the floor. There is no clearance required on either side of the heater.

Ecovector II is designed for use on standard two-pipe pumped central heating systems where the system hot water is generated from either a boiler or renewable sources.

Commissioning

Check water is hot enough to activate the low temperature cut-out thermostat when in heating mode. Check functionality of thermostat and link to Hub if required.

Control

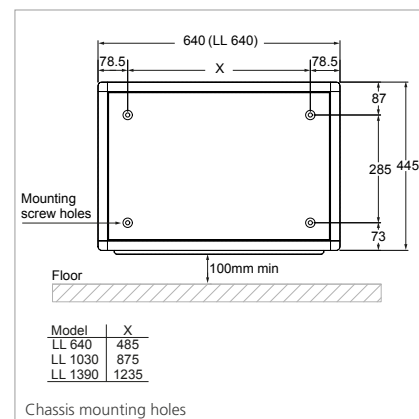
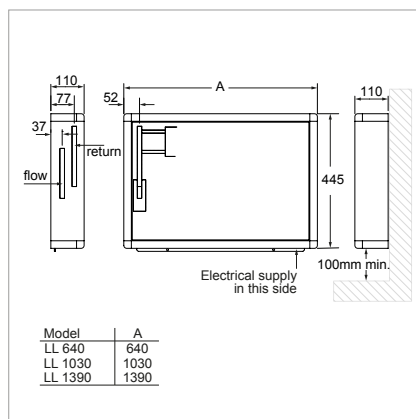
Built-in smart control with manual/auto fan speed, time and temperature control. Capable of being used with App when a Hub is used.

Specification

To specify state:

Low level hydronic fan convector in white.
As Smith's Ecovector II Smart Low Level LL640/LL1030/LL1390.

Dimensions



Ordering Guide

Model	Packed Wt (kg)	Product Codes
ECOVECTOR II SMART LL 640	14	HPEV50022
ECOVECTOR II SMART LL 1030	19	HPEV50023
ECOVECTOR II SMART LL 1390	26	HPEV50024

Technical Data

Heat output

Model	Heat Output at 80°			Heat Output at 75°			Heat Output at 70°			Heat Output at 65°			Heat Output at 60°		
	Low (kW)	Medium (kW)	High (kW)	Low (kW)	Medium (kW)	High (kW)	Low (kW)	Medium (kW)	High (kW)	Low (kW)	Medium (kW)	High (kW)	Low (kW)	Medium (kW)	High (kW)
ECOVECTOR II SMART LL 640	0.86	1.21	1.45	0.78	1.11	1.32	0.69	1.00	1.19	0.58	0.91	1.07	0.47	0.81	0.94
ECOVECTOR II SMART LL 1030	1.73	2.47	2.82	1.62	2.24	2.56	1.50	2.01	2.29	1.36	1.86	2.08	1.22	1.7	1.86
ECOVECTOR II SMART LL 1390	2.44	3.48	4.00	2.22	3.19	3.67	2.00	2.90	3.34	1.82	2.59	3.02	1.63	2.27	2.7

Model	Heat Output at 55°			Heat Output at 50°			Heat Output at 45°			Heat Output at 40°		
	Low (kW)	Medium (kW)	High (kW)	Low (kW)	Medium (kW)	High (kW)	Low (kW)	Medium (kW)	High (kW)	Low (kW)	Medium (kW)	High (kW)
ECOVECTOR II SMART LL 640	0.45	0.71	0.82	0.43	0.61	0.70	0.37	0.51	0.59	0.30	0.41	0.47
ECOVECTOR II SMART LL 1030	1.06	1.48	1.66	0.9	1.26	1.46	0.76	1.06	1.22	0.62	0.86	0.97
ECOVECTOR II SMART LL 1390	1.45	2.02	2.37	1.27	1.76	2.03	1.05	1.47	1.72	0.82	1.17	1.41

Model	Flow & return connections	Mains cable	Fused spur	Total Power Consumption			Max Current Draw Amps	Water Capacity (Litres)	Sound Levels			Casting colour	Fan-only
				Low (Watts)	Medium (Watts)	High (Watts)			Low (dBA)	Medium (dBA)	High (dBA)		
ECOVECTOR II SMART LL 640	15mm	1.5m	3A	18	25	31	0.25	0.29	26	29	33	white	yes
ECOVECTOR II SMART LL 1030	15mm	1.5m	3A	25	37	44	0.45	0.58	27	30	34	white	yes
ECOVECTOR II SMART LL 1390	15mm	1.5m	3A	36	54	67	0.60	0.83	28	32	36	white	yes

Heat outputs tested in accordance with BS4856 with a fixed flow rate of 340L/H (75GPH) and an entering air temperature of 18°C. Sound levels measured at 1.5m.

Ecovector® Vertical

Education | Healthcare | Places of worship | Leisure and sport | Office | Hospitality | Retail | Showroom | Industrial | Residential

Ideal for hallways, corridors, alcoves and other places where space is limited. Ecovector can heat up a room more quickly than radiators, thereby reducing the amount of time your boiler or heat pump is running - making it extremely efficient and cost effective

Ideal for new and existing building developments

Compatible with most types of wet central heating systems, functioning equally efficiently with conventional boilers, biomass technology or ground or air source heat pumps



Product information

Motor

AC only.

Finish

Front casing and side panels: zinc-coated steel.

Polyester powder-coated RAL 9010.

Installation

Mounting bracket supplied.

Unit must be earthed.

Suitable for two-pipe central heating systems.

Minimum height above floor level 100mm.

Maximum height above floor level 500mm.

Commissioning

Check water is hot enough to activate the selectable low temperature cut-out thermostat.

Controls

Rocker switch - low/off/high.

Low temperature cut-out thermostat set to energise fan at approximately 35°C.

Wireless wall mounted thermostat included with this product.

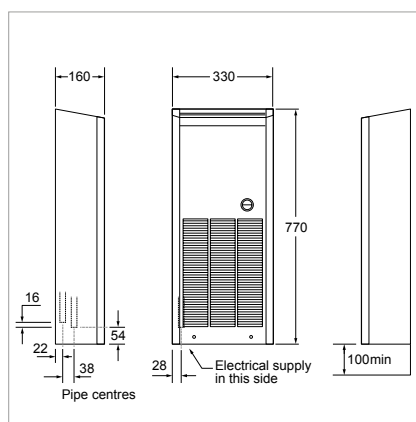
Specification

To specify state:

Vertical floor mounted hydronic fan convector in white.

As Smith's Ecovector Vertical.

Dimensions



Ordering Guide

Model	Packed Wt (kg)	Product Codes
ECOVECTOR VE 2500	15	HPEV50021

Technical Data

Heat Output For other heat output data please visit our website

Model	Heat Output at 75°		Heat Output at 45°		Flow & return connections	Mains cable	Transformer	Fused spur	Total Power Consumption	
	Low (kW)	High (kW)	Low (kW)	High (kW)					Low (Watts)	High (Watts)
ECOVECTOR VE 2500	2.3	2.4	1.1	1.1	15mm	1.5m	n/a	3A	28	36

Model	Water Capacity (Litres)	Sound Levels		Casting colour	Fan-only
		Low (dBA)	High (dBA)		
ECOVECTOR VE 2500	0.75	36	39	white	n/a

Heat outputs tested in accordance with BS4856 using entering water temperature and 340 l/h (75gph) flow rate. Sound levels measured at 1.5m.

Multivector®

Education | Healthcare | Places of worship | Leisure and sport | Office | Hospitality | Retail | Showroom | Residential

Low level wall mounted fan convector with Smart Controls developed for use with heat pumps

Energy efficient EC motor

Ideal for use with heat pumps

Low water content enabling fast response

Two pipe heating

Low surface temperature compared to a radiator

Smart Control – time, temperature and speed control

App – when paired with Smith's Smart Hub

3 selectable speed

Designed and manufactured in the UK



Product information

Motor

EC only.

Finish

Outer casing zinc coated steel.
Polyester, powder coated RAL 9010.

Installation

Suitable for two-pipe central heating systems.
Minimum height above floor level 150mm.
Maximum height above floor level 500mm.
Pipework access holes on the rear and underside.
Bleed valve accessible on removal of front casing.
Unit must be earthed.

Control

Flush mounted Smart Control: fan speed, time programming, temperature control and valve/actuator.
App control - when used with Smith's Smart Hub.

Attachment

To utilise "Salus Smart Home" app a Smith's Smart Hub must be installed and connected to the local network.

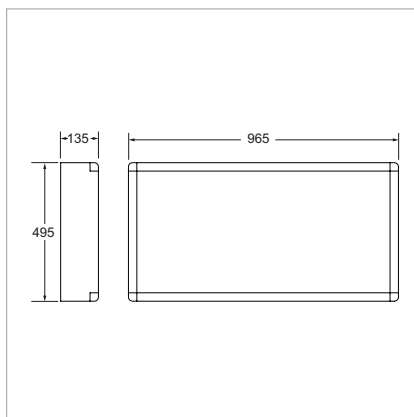
Customised requirements

For bespoke specification, please contact us to discuss your requirements.

Specification

To specify state: Low level wall mounted fan convector 970mm, 1170mm or 1370mm wide with EC motor with Time and Temperature control built in.
As Smith's Multivector 970, 1170 or 1370

Dimensions



Ordering Guide

Listed below are the basic models. For all other variants please visit our website for the most up to date information.

Model	Packed Wt (kg)	Product Codes
MULTIVECTOR 970	22.5	HPMV50501
MULTIVECTOR 1170	COMING SOON	
MULTIVECTOR 1370	COMING SOON	

For bespoke specifications, including electric heating capability please contact us to discuss

Technical Data

Heat output

Model	Fan Speed	Heating Capacity - EWT °C / kW									Heating Flow Rate (l/h)	Sound level NR
		40°C	45°C	50°C	55°C	60°C	65°C	70°C	75°C	80°C		
MULTIVECTOR 970	Low	0.51	0.62	0.74	0.85	0.97	1.10	1.24	1.37	1.50	340	26
	Medium	0.70	0.82	0.94	1.06	1.18	1.38	1.59	1.79	1.99	340	32
	High	0.91	1.11	1.30	1.50	1.69	1.89	2.09	2.29	2.48	340	37

BS4856; Methods for testing and rating fan coil units, unit heaters and unit coolers.
Tested with shown EWT & 18°C EAT.
Sound Level measured at SRL (Sound Research Laboratory Testing) in accordance with BS 4856-4:1997.

Eco-Powerad®

Education | Healthcare | Places of worship | Leisure and sport | Office | Hospitality | Retail | Showroom | Residential

The Eco-Powerad is the fan convector of the future - energy efficient, responsive and suitable for installation within most wet central heating systems, driven by either boilers or low temperature renewable technology

Compact, with smooth lines to achieve visual simplicity, the Eco-Powerad also features low surface temperature casing for complete safety and possesses a very low operating sound - between 28 and 32 decibels

Compatible with most types of wet central heating systems, functioning equally efficiently with conventional boilers, biomass technology or ground or air source heat pumps

Supplied as standard in white but casing can be supplied in any colour



Product information

Motor

AC only.

Finish

Front casing: zinc coated steel.
Polyester powder-coated RAL 9010.

Installation

Mounting bracket supplied.
Unit must be earthed.
Suitable for two-pipe central heating systems.
Minimum height above floor level 150mm.
Maximum height above floor level 500mm.

Commissioning

Check water is hot enough to activate the low temperature cut-out thermostat.
Ensure system is balanced for even heat distribution.

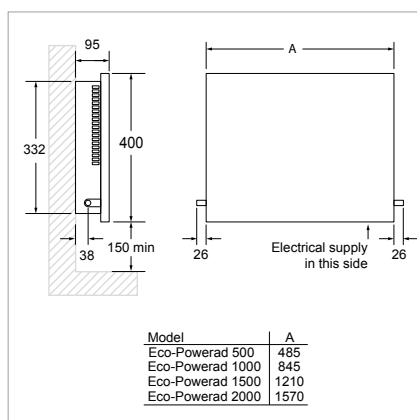
Control

Low temperature cut-out thermostat, set to energise fan at approximately 35°C.
Suitable for thermostatic radiator valves (TRV) - not supplied.
Rocker switch - normal/low.

Specification

To specify state:
Wall mounted hydronic heat emitter with fan and low temperature cut-out.
As Smith's Eco-Powerad 500, 1000, 1500, 2000.

Dimensions



Ordering Guide

Model	Packed Wt (kg)	Product Codes
ECO-POWERAD 500	6	HPEP52001
ECO-POWERAD 1000	10	HPEP52002
ECO-POWERAD 1500	14	HPEP52003
ECO-POWERAD 2000	18	HPEP52004

Technical Data

Heat Output For other heat output data please visit our website

Model	Heat Output at 75° (kW)	Heat Output at 45° (kW)	Flow & return connections	Mains cable	Transformer	Fused spur	Total Power Consumption (Watts)
ECO-POWERAD 500	0.8	0.4	15mm	2m	n/a	3A	15
ECO-POWERAD 1000	2.1	0.8	15mm	2m	n/a	3A	18
ECO-POWERAD 1500	2.4	1.2	15mm	2m	n/a	3A	33
ECO-POWERAD 2000	3.5	1.7	15mm	2m	n/a	3A	36

Model	Water Capacity (Litres)	Sound Levels (dBA)	Casting colour
ECO-POWERAD 500	0.17	28	white
ECO-POWERAD 1000	0.28	30	white
ECO-POWERAD 1500	0.44	31	white
ECO-POWERAD 2000	0.55	32	white

Outputs based on exiting water temperature. Heat outputs tested in accordance with BS4856 using exiting water temperature and 340 l/h (75gph) flow rate.
Sound levels measured at 1.5m.

Spacemaker

Hall | Kitchen | Utility | Conservatory

A fan convector that installs flush with the floor, providing efficient and effective heat at low level

Perfect for places in the home where space is particularly limited

Ideal for spaces such as entrance halls, lobbies, circulation areas and applications where wall space is limited



Product information

Motor

AC only.

Finish

Anodised aluminium grille with removable centre section.

Installation

Installs between floor joists or purpose made trenches in concrete floors.

Air intake and discharge through grille.

Unit must be earthed.

Suitable for two-pipe central heating systems only.

Commissioning

Check water temperature is hot enough to activate low temperature cut-out (LTC). Vent screw accessible through grille.

Controls

Rocker switch - low/off/high, below grille

Low temperature cut-out thermostat set to

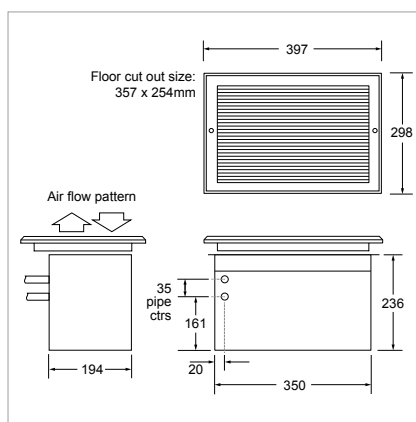
energise fan at approx. 35°C.

Specification

To specify state: Recessed floor mounted unit with fan and low temperature cut out.

As Smith's Spacesaver.

Dimensions



Ordering Guide

Model	Packed Wt (kg)	Product Codes
SPACEMAKER	7	HPSM12001

Technical Data

Heat Output For other heat output data please visit our website

Model	Heat Output at 75°		Heat Output at 45°		Flow & return connections	Mains cable	Transformer	Fused spur	Total Power Consumption	
	Low (kW)	High (kW)	Low (kW)	High (kW)					Low (Watts)	High (Watts)
SPACEMAKER	1.5	2.1	0.7	1.0	15mm	1.5m	n/a	3A	20	30

Model	Water Capacity (Litres)	Sound Levels		Casting colour	Fan-only
		Low (dBA)	High (dBA)		
SPACEMAKER	0.27	32	39	Anodised aluminium	n/a


Heat outputs tested in accordance with BS4856 using entering water temperature and 340 l/h (75gph) flow rate. Sound levels measured at 1.5m.

Sterling

Education | Healthcare | Places of worship | Leisure and sport | Office | Hospitality | Retail | Showroom | Industrial | Residential

The Sterling fan-assisted electric heater is a great low cost solution providing effective and dependable heating for both small and large commercial areas, fitted unobtrusively above head height

It has been designed for rooms with limited lower wall space, such as shops and libraries



Product information

Motor

AC only.

Finish

Outer casing 0.9mm zinc-coated steel.

Polyester powder-coated white.

Side panels: Polymer - white.

Installation

Recommended installation height 2.3m to underside.

Not suitable for bathrooms and other high humidity areas.

Angled mounting (optional).

13 amp fused spur required.

Unit must be earthed.

Controls

Rocker switches for fan and element - fan only 1kW/2kW/3kW.

Wireless temperature control featuring comfort, set back and run back timer (battery operated) supplied.

Overheat protection: thermal cut-out.

Manual reset procedure: switch power off at mains, wait 20 minutes, switch power on.

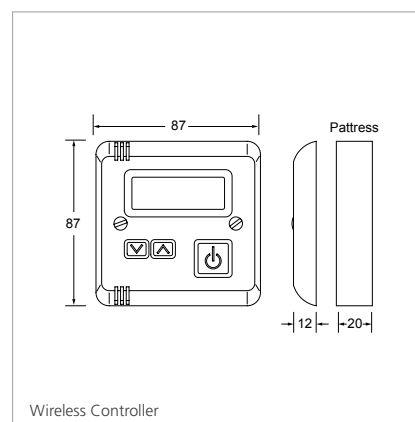
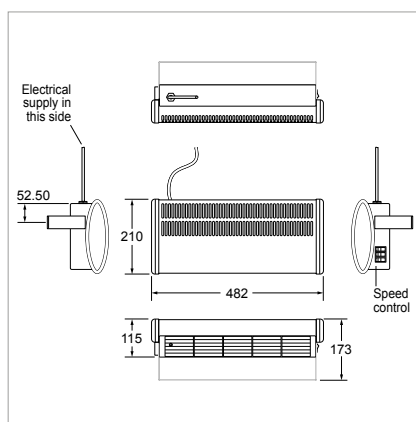
Specification

To specify state:

3-speed electric fan-assisted heater in white polyester coated 0.9mm zinc-coated steel body with built in room thermostat.

As Smith's Sterling.

Dimensions



Ordering Guide

Model	Packed Wt (kg)	Product Codes
STERLING E 3KW	4	HPST51012

Technical Data

Heat output

Model	Heat Output (kW)	Fused spur	Total Power Consumption (kW)	Sound Levels (dBA)	Casting colour	Fan-only
STERLING E 3KW	1kW/2kW/3kW	13A	1kW/2kW/3kW	39	white	•

Sound levels measured at 1.5m with the product installed at 2.2m high

Space Saver

Kitchen | Utility | Bathroom



A highly energy efficient fan convector that fits neatly into the plinth of a kitchen unit and eliminates the need for conventional radiators

Makes room for extra kitchen storage, work space, or additional appliances

More affordable than underfloor heating and get the flooring you want

Easy to use discreet heating

Suitable for plinth heights from 80mm upwards

Contemporary design with a wide choice of grille colours to suit interior decoration

Two heat outputs and fan only option for instant heat and cool air circulation

Low voltage bathroom model available for high humidity areas (hydronic version)

Free five years parts and labour warranty

To see which Space Saver plinth heater is most suitable to heat your kitchen, use the Heat Loss Calculator on our website: <https://smithsep.co.uk/heat-loss-calculator/>



FAQs

Easy to use

Smith's Space Saver comes on and off with your central heating, just like the rest of your radiators do. It uses the same water that your radiator uses, just a lot less and it has a tiny energy efficient electric fan that pushes out the heat into the room.

How many do I need?

As a rule of thumb, for every radiator you remove, install one Space Saver. If you need further help, go to our website to read our installation guides, email us or give us a call.

Is it quiet?

The sound is very similar to that of your fridge and we think you won't notice it as you go about your daily life in your kitchen, boiling kettles, running taps, chatting with friends.

Is it expensive to run?

Not at all. Because the heat comes from your boiler (hydronic version) the only extra is the running cost of the fan - it costs 6p a day to use a Space Saver in your kitchen.

Which Space Saver do I need?

To see which Space Saver plinth heater is most suitable to heat your kitchen, use the Heat Loss Calculator on our website: <https://smithsep.co.uk/heat-loss-calculator/>

Can I find out more?

Just visit our website for more information and a list of stockists. Any questions, please contact us directly.

How it works

Hydronic

Hot water from your central heating system passes through a heat exchanger transferring its heat to the aluminium fins. Cooler air is drawn in by the fan and heated as it passes through the heat exchanger before being expelled gently back into the room.

This not only gives a more even temperature spread, but will heat up a room quicker than a traditional panel radiator.

Hydronic Low Voltage

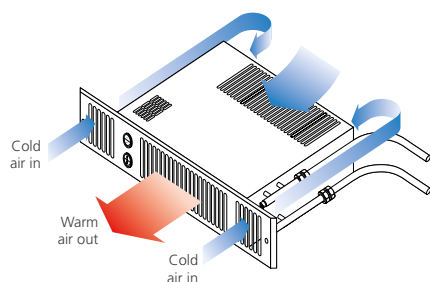
Functions in exactly the same way as a hydronic models but uses a transformer to ensure the product is safe to operate with wet hands.

Hydronic/Electric

Like a hydronic model but also includes an electric element so you can still use the product when the central heating system is switched off.

Electric

Plugs into a standard electrical socket when there isn't access to the central heating system. Electric heaters cost approx. 27p per kWh to run.



Alternative Grille Finishes

Most Space Saver models are supplied with a detachable Stainless Steel fascia grille.

Alternative colours are shown below.



Black

Brown

Chrome

White

Grilles shown are for colour reference only and switch configuration varies by product.

The grille accessory is specifically tailored to fit the latest version MK5 plinth heater. We advise customers to verify the compatibility of the grille with their product before making a purchase.

Technical data

Outputs For other heat output data please download the data sheet from our website

Model	Heat Output		Sound levels		Fascia grille finish	Fan-only	Minimum plinth height (mm)
	Low (kW)	High (kW)	Low (dBA)	High (dBA)			
Hydronic							
SS80	0.8	1.1	32	40	Stainless Steel		80
SS3	1.1	1.4	26	39	Stainless Steel	•	120
SS5	1.3	1.7	27	43	Stainless Steel	•	120
SS7	1.6	1.9	30	44	Stainless Steel	•	120
SS9	2.2	2.4	41	46	Stainless Steel	•	120
Hydronic Low Voltage							
SS5 12V	1.3	1.7	31	39	Stainless Steel	•	120
Hydronic/Electric (Dual)							
SS5 Dual (in hydronic mode)	1.3	1.7	27	43	Stainless Steel	•	120
SS5 Dual (in electric mode)	1.0	-	27	43	Stainless Steel		120
Electric							
SS3E	1kW/2kW/3kW		42		Stainless Steel	•	100
SS2E	1kW/2kW		42		Stainless Steel	•	100
SS80E	0.6kW/1.2kW		42		Stainless Steel	•	80

Heat outputs tested in accordance with BS4856 using entering water temperature and 340 l/h (75gph) flow rate.

Heat outputs shown above are at 80°C entering water.

Fan-only option operational only when central heating system is switched off.

Dual models include an electric element which in electric heating mode will emit 1kW of heat. Sound levels measured at 1.5m.

Space Saver - Hydronic

Kitchen | Utility | Bathroom

Product Information

Motor

AC.

Finish

Fascia grille: Stainless Steel.

See under attachments for other fascia grille colours.

Installation

Correct fascia grille opening must be cut to allow sufficient air intake.

20mm clearance above unit required.

Model secured to plinth by two screws through fascia grille.

Unit must be earthed (not 12 volt SELV).

Suitable for two-pipe central heating systems only.

SS80 supplied with detachable cable.

SS80 models have easy fit thermostat facility.

Commissioning

Check water temperature is hot enough to activate low temperature cut-out thermostat. (LTC). Vent screw accessible through fascia grille.

Controls

Single rocker switch - low/off/normal.

SS80: Low temperature cut-out thermostat set to energise fan at approximately 35°C

SS5/Dual: Wireless temperature control featuring comfort, setback and run back timer (battery operated) supplied, three rocker switches, heating/off/fan-only, hydronic/electric, low/high.

Low temperature cut-out thermostat set to energise fan at approximately 35°C.

All other models: two rocker switches - low/off/high, heating/fan-only.

Low temperature cut-out thermostat set to energise fan at approximately 35°C.

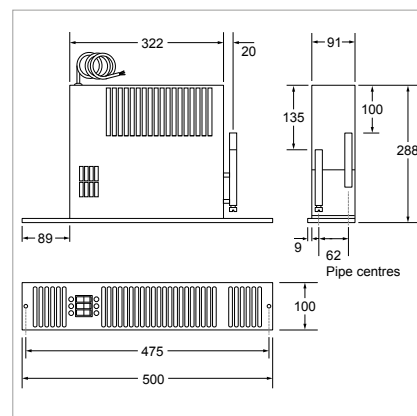
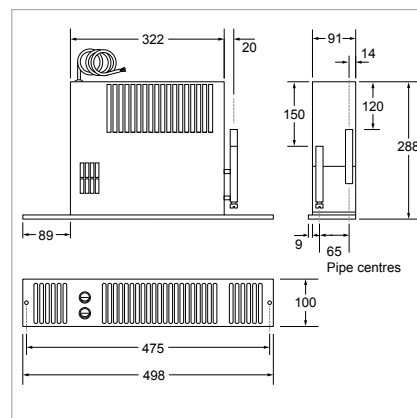
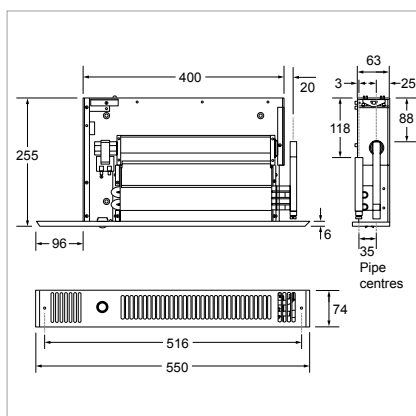
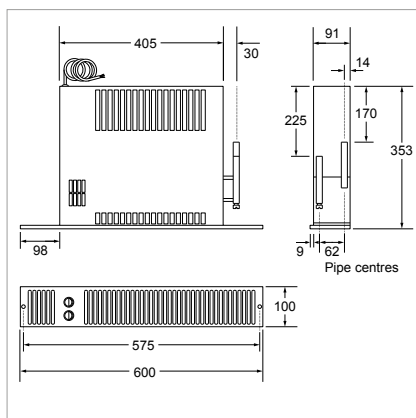
Accessories

Wall-mounted room thermostat.

Wall mounted control switch (white) to suit SS3, SS5, SS5/12V, SS7, SS9.

Grilles: brown (RAL 8016), black (RAL 9005), white (RAL 9010) and chrome.

Dimensions



Before



After



Space Saver - Hydronic

Kitchen | Utility | Bathroom

Technical Data

Model	Flow & return connections	Mains cable	Transformer	Flexible hoses	Fused spur	Fan Power Consumption		Water Capacity (Litres)
						Low (W)	High (W)	
SS3	15mm	2m	n/a	n/a	3A	18	25	0.36
SS5	15mm	2m	n/a	•	3A	18	25	0.36
SS7	15mm	2m	n/a	•	3A	21	30	0.38
SS9	15mm	2m	n/a	•	3A	24	35	0.53
SS80	15mm	2m	n/a	•	3A	5	10	0.35
SS5 12V	15mm	0.45m	•	•	3A	21	30	0.36
SS5 Dual	15mm	2m	n/a	•	5A	18 (electric mode)	25 (electric mode)	0.36

Ordering Guide

Model	Packed Wt (kg)	Product Codes	Accessories	Colour	Product Codes
Hydronic - with stainless steel grilles			SPACE SAVER SS3 / SS5 / SS5 12V / SS7 GRILLE	BROWN	HASS10101
SPACE SAVER SS3	5	HPSS10001	SPACE SAVER SS3 / SS5 / SS5 12V / SS7 GRILLE	BLACK	HASS10102
SPACE SAVER SS5	6	HPSS10002	SPACE SAVER SS3 / SS5 / SS5 12V / SS7 GRILLE	WHITE	HASS10103
SPACE SAVER SS7	6	HPSS10003	SPACE SAVER SS3 / SS5 / SS5 12V / SS7 GRILLE	CHROME	HASS10104
SPACE SAVER SS9	7	HPSS10004	SPACE SAVER SS9 GRILLE	BROWN	HASS10111
SPACE SAVER SS80	5	HPSS10009	SPACE SAVER SS9 GRILLE	BLACK	HASS10112
SPACE SAVER SS5/12V	6	HPSS10005	SPACE SAVER SS9 GRILLE	WHITE	HASS10113
Hydronic/Electric - with stainless steel grilles			SPACE SAVER SS9 GRILLE	CHROME	HASS10114
SPACE SAVER SS5/Dual	6	HPSS10076	SPACE SAVER SS5 DUAL GRILLE	BROWN	HASS10121
			SPACE SAVER SS5 DUAL GRILLE	BLACK	HASS10122
			SPACE SAVER SS5 DUAL GRILLE	WHITE	HASS10123
			SPACE SAVER SS5 DUAL GRILLE	CHROME	HASS10124
			SPACE SAVER SS80 GRILLE	BROWN	HASS10141
			SPACE SAVER SS80 GRILLE	BLACK	HASS10142
			SPACE SAVER SS80 GRILLE	WHITE	HASS10143
			SPACE SAVER SS80 GRILLE	CHROME	HASS10165
			ROOM THERMOSTAT HARD WIRED		HAGA95001
			SPACE SAVER WALL MOUNTED CONTROL SWITCH SS3, SS5, SS7, SS9		HASS10162
			FLEXIBLE HOSES 15MM PAIR		HAGA95002

The grille accessory is specifically tailored to fit the latest version MK5 plinth heater. We advise customers to verify the compatibility of the grille with their product before making a purchase.



Space Saver - Electric

Kitchen | Utility

Product Information

Motor

AC.

Finish

Fascia grille: Stainless Steel or White RAL 9010 (SS2E, SS3E).
See under attachments for other fascia grille colours.

Installation

Correct fascia grille opening must be cut to allow sufficient air intake.
SS2E and SS3E - 20mm clearance above unit required.
SS80E - 10mm clearance above unit required.
Model secured to plinth by two screws through fascia grille.
Unit must be earthed.

Controls

Wireless temperature control featuring comfort, set back and run back timer (battery operated) supplied.
Overheat protection: thermal cut-out.
Manual reset procedure: switch power off at unit or mains, wait 5 minutes, switch power on.

SS2E: three rocker switches on/off, 1kW, 2kW.

SS3E: two rockers switches 1kW, 2kW, 3kW.


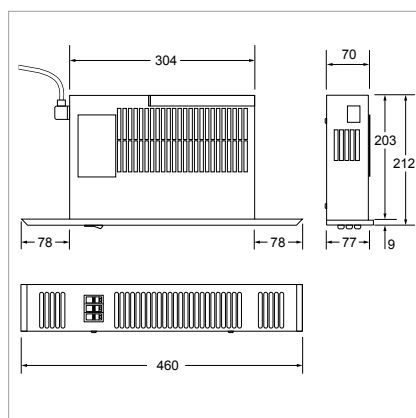

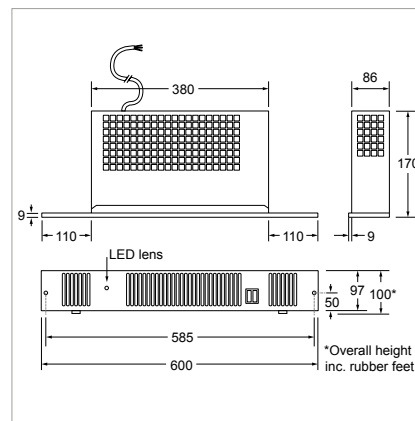
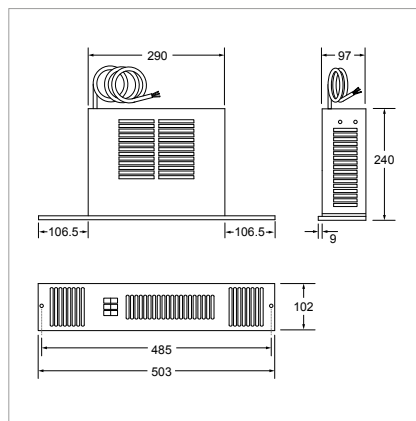

SS80E: three rocker switches on/off, 0.6kW, 1.2kW.

Accessories

Grilles SS2E: brown (RAL 8016), black (RAL 9005) white (RAL 9010), chrome.
Alternative grilles for SS2E fit over the supplied grille.

Grilles SS80E: brown (RAL 8016), black (RAL 9005), white (RAL 9010).

Dimensions



Technical Data

Outputs

Model	Mains cable	Fused spur	Output (kW)
SS2E	2m	10A	1kW/2kW
SS3E	2m	13A	1kW/2kW/3kW
SS80E	2m	10A	0.6kW/1.2kW

Ordering Guide

Model	Packed Wt (kg)	Product Codes
Electric		
SPACE SAVER SS2E (STAINLESS STEEL GRILLE)	4	HPSS10070
SPACE SAVER SS2E (WHITE GRILLE)	4	HPSS10079
SPACE SAVER SS3E (STAINLESS STEEL GRILLE)	5	HPSS10075
SPACE SAVER SS3E (WHITE GRILLE)	5	HPSS10084
SPACE SAVER SS80E (STAINLESS STEEL GRILLE)	4	HPSS10073

Accessories	Colour	Product Codes
SPACE SAVER SS2E GRILLE	BROWN	HASS10131
SPACE SAVER SS2E GRILLE	BLACK	HASS10132
SPACE SAVER SS2E GRILLE	WHITE	HASS10133
SPACE SAVER SS2E GRILLE	CHROME	HASS10134
SPACE SAVER SS80E GRILLE	BROWN	HASS10151
SPACE SAVER SS80E GRILLE	BLACK	HASS10152
SPACE SAVER SS80E GRILLE	WHITE	HASS10153
SPACE SAVER SS80E GRILLE	CHROME	HASS10164
FLEXIBLE HOSES 15MM PAIR		HAGA95002

The grille accessory is specifically tailored to fit the latest version MK5 plinth heater. We advise customers to verify the compatibility of the grille with their product before making a purchase.



Accessories - Glossary

Remote (Wired) Room Thermostat

This accessory measures room temperature and switches off the heater when the set temperature is reached. This thermostat is hard wired and connects directly into either the heater's terminal block or power supply.

Remote (Wired) Room Thermostat Tamper Proof

This accessory measures room temperature and switches off the heater when the set temperature is reached. This thermostat is hard wired and connects directly into either the heater's terminal block or power supply. The thermostat has a secure cover that deters unwanted adjustment of the room temperature set point.

Wall mounted control switch

Allows the product to be controlled from a switch mounted on the wall rather than the product. Linking to the heater is made by replacing the existing switch connections with the connections on the control switch.

Flexible hoses

Flexible connections are a convenient way of connecting a heater into your system. They will provide an easy to achieve connection from your first-fix pipe work. In addition they will provide for a level of expansion and contraction in rigid pipe work and mitigating possible sound and vibration transmission.

Adjustable low temperature cut-out (LTC)

This cut out device allows the user to set the water temperature (between 30°C and 90°C) at which the product will start to emit heat. It is more accurate than the standard fitted LTC (set at 35°C) and enables more flexible use with both low system temperature heat pumps and higher system temperature boilers including biomass that can produce 80°C flow temperatures.

Plinth

The optional plinth creates an attractive floor standing unit and also conceals the pipe work from view. This can also be invaluable where it is necessary to prevent contact with heating pipes by vulnerable groups. A plinth can also add an additional level of protection from the ingress of dust on hard flooring surfaces. Available in 100mm and 150mm high versions and in black or white.

Caspian EC linking kit (EC only)

The linking kit allows for the creation of master and slave units (up to four units), by allowing a 0-10 V signal to be transmitted through its cabling. This allows one fan speed controller, or room thermostat to control multiple units. It can also be used to control multiple units by means of a BMS. Where master and slave units are required this must be clearly identified at time of ordering.

External control harness (EC only)

This accessory is generally used to permit a remote manual speed adjustment on an EC variant Caspian. It is possible to provide speed control to a master unit and to then utilise the EC linking kit to link to any slave units.

Proportional Heat Output Controller

This accessory controls the fan speed and hence the heat output of the unit. These controls are available in integral (low level units) and in a remote format (high level units). PHOC's are available in two standard temperature settings, either 15 - 25°C, or 11 - 21°C. When the room temperature is at or below the lowest set point (11°C or 15°C) the fan speed will run at its maximum speed to give fastest heat up time. As the room temperature increases towards the upper set point (21°C or 25°C), the fan speed modulates downwards towards a minimum level. Customised temperature ranges can be produced upon request.

Thermostat T1

This is a factory fitted air thermostat suited to both AC and EC products installed at low level. This control provides a tamperproof room temperature control and is ideal for use in public buildings.

Thermostat T2 (AC only)

A T2 thermostat is used to control the fan speed on low level AC products only. The objective in using this control is to facilitate a faster heat up period in a room. An installer or commissioning engineer can determine the temperature set point at which the fan speed is changed from high to low. A typical set point would be 16°C, where temperatures below this level would trigger a higher fan speed.

Thermostat and Auto-Speed control (T1/T2)

This accessory serves two purposes. Firstly, it becomes an integral room thermostat for the unit providing localised control and secondly, the heat output will be changed according to the temperature in the room. For example, the fan may work on full power up to 18°C and above this temperature move to a lower fan speed. Normally the fan speeds used will be medium and low.

Accessories - Matrix

Control	Product Codes	Products										Ecovector High
		Caspian SL/FF/UV/TT		Caspian EXT		Caspian UVC		Caspian LST	Caspian Skyline		Caspian Skyline E	
		EC	AC	EC	AC	EC	AC	EC	EC	AC		
CASPIAN ADJUSTABLE LOW TEMPERATURE CUT-OUT (EC AND AC)	HACA33001	✓	✓	✓	✓	✓	✓		✓	✓		
CASPIAN THERMOSTAT (T1) (EC & AC LOW LEVEL)	HACA33002	✓	✓	✓	✓	✓	✓					
CASPIAN THERMOSTAT (T2) (AC LOW LEVEL)	HACA33036		✓		✓		✓					
CASPIAN THERMOSTAT (T1) & AUTO-SPEED CONTROL (T2) (AC LOW LEVEL)	HACA33003		✓		✓		✓					
CASPIAN EXTERNAL CONTROL HARNESS (EC)	HHCA33004	✓		✓		✓			✓			
CASPIAN PROPORTIONAL HEAT OUTPUT CONTROLLER 15°-25°C INTEGRAL (EC STD LOW LEVEL INSTALL ONLY)	HACA33005	✓		✓		✓						
CASPIAN PROPORTIONAL HEAT OUTPUT CONTROLLER 15°-25°C REMOTE SENSOR (EC)	HACA33037	✓		✓		✓						
CASPIAN PROPORTIONAL HEAT OUTPUT CONTROLLER 11°-21°C INTEGRAL (EC STD LOW LEVEL INSTALL ONLY)	HACA33117	✓		✓		✓						
CASPIAN PROPORTIONAL HEAT OUTPUT CONTROLLER 11°-21°C REMOTE SENSOR (EC)	HACA33118	✓		✓		✓						
BLANK CONFIGURABLE PROPORTIONAL HEAT OUTPUT CONTROLLER (PROGRAMMED AT FACTORY ONLY)	HACA33126	✓		✓		✓			✓			
CASPIAN EC LINKING KIT (MASTER/SLAVE)	HACA33068	✓		✓		✓			✓			
CASPIAN REMOTE SWITCHING ON/OFF RELAY (24V AC COIL)	HACA33127	✓	✓	✓	✓	✓	✓	✓	✓	✓		
CASPIAN SKYLINE CT60 PROPORTIONAL HEAT OUTPUT CONTROLLER 15-25 (REMOTE SENSOR)	HACA33125								✓	✓		
CASPIAN SKYLINE CT60 PROPORTIONAL HEAT OUTPUT CONTROLLER 11-21 (REMOTE SENSOR)	HACA33123								✓	✓		
ROOM THERMOSTAT HARD WIRED	HAGA95001	✓	✓	✓	✓	✓	✓		✓	✓		✓
ROOM THERMOSTAT TAMPER PROOF	HAGA95004	✓	✓	✓	✓	✓	✓		✓	✓		✓
FLEXIBLE HOSES 22MM PAIR	HAGA95003	✓	✓	✓	✓	✓	✓	✓	✓	✓		
INTEGRAL, SURFACE MOUNTED AND REMOTE SWITCHING OPTIONS	*	✓	✓	✓	✓	✓	✓		✓	✓		
FACTORY FITTED CONTROLS AS STANDARD	*	✓	✓	✓	✓	✓	✓	✓	✓	✓	✓	
BESPOKE RAL PAINT FINISHES	*	✓	✓	✓	✓	✓	✓	✓				
ANTIBACTERIAL AND ANTIMICROBIAL PAINT FINISHES (SEE PAGE 34)	*	✓	✓	✓	✓			✓				

Note: * Please contact Smith's for further information

Happy to help

Smith's Environmental Products Ltd is one of the leading manufacturers of heating and cooling products in the UK. We are committed to achieving the highest standards and our faith is supported by a free parts and labour guarantee with every product (see website for more information). Our customer service is second to none and we are happy to offer any help and guidance that you might need.

Stockists

All products are available nationally from Builders' Merchants, Plumbers' Merchants, Heating Equipment Distributors and Kitchen Equipment Distributors. In the event of difficulty, please contact us or visit our website SmithsEP.co.uk for details of your nearest stockist.

Information and advice

Full technical specifications and list prices is available to download from our website or in hard copy from our office. Also available on our website are price lists, individual product data sheets, installation & user guides, where to buy, who to contact and a media centre.

Alternatively contact our office 9.00am to 5.00pm Monday to Friday.

As part our commitment to continuous improvement Smith's Environmental Products may change the specifications of its products without prior notification or public announcement. All descriptions, illustrations, drawings and specifications in this publication present only general particulars and shall not form part of any contract. All dimensions are in mm unless otherwise stated. Please visit the website for the most up to date information.

To view the full product information
download the datasheet at:
www.SmithsEP.co.uk

For product information, customer services or
sales support call us on **+44 (0) 1245 324900**

For the Republic of Ireland, contact
MT Agencies on 01 864 3363

Sales: sales@smithsep.co.uk

General information: info@smithsep.co.uk

Smith's Environmental Products Ltd
Blackall Industrial Estate, South Woodham
Ferrers, Chelmsford, Essex CM3 5UW

SmithsEP.co.uk

@SmithsEP_UK

#ThinkSmiths

January 2024 | Version 1

