

Caspian® TT



Warm air is discharged from the upper surface to avoid causing discomfort to people sitting adjacent to the appliance



Features

- Caspian fan convectors are both a practical and high quality heating solution for any commercial project
- Incorporating the latest EC motor technology, which can result in running-cost savings as high as 80%, and with variable speed control as standard, the Caspian delivers heat quickly and quietly. AC motor models are available on request
- Caspian are compatible with most types of wet central heating systems, functioning equally efficiently with conventional boilers, biomass technology or ground or air source heat pumps
- The airflow can be reversed so that the warm air is discharged from the lower vent

Applications

Education, healthcare, places of worship, leisure and sport office, hospitality, retail, showroom and industrial.

Motor

EC (BMS compliant) or AC.

Finish

Casing: zinc-coated steel 1.2mm.
Polyester powdercoated: white RAL 9010.
Available to special order in any colour and with anti-microbial or anti-bacterial paint.

Filter

Class G3, 100% polyester, non-washable.

Installation

Suitable for two-pipe central heating systems.
Maximum installation height for high or ceiling mounting, - 4m to underside.
Pipework access holes on the rear and underside.
Key operated front access panels.
Bleed valve accessible on removal of front casing.
Unit must be earthed.

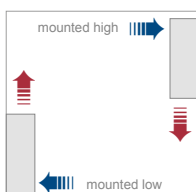
Commissioning

Check water is hot enough to activate the low temperature cut-out thermostat.

Controls

Variable heat output controller (mounted within the products).

Mounting options



Caspian® TT - EC



Warm air is discharged from the upper surface to avoid causing discomfort to people sitting adjacent to the appliance

Heat output - EC

Model	Control Voltage VDC			Heat Output at 80°			Heat Output at 75°			Heat Output at 70°			Heat Output at 65°		
	Low (kW)	Medium (kW)	High (kW)	Low (kW)	Medium (kW)	High (kW)	Low (kW)	Medium (kW)	High (kW)	Low (kW)	Medium (kW)	High (kW)	Low (kW)	Medium (kW)	High (kW)
CASPIAN TT 60	3.80	5.65	7.50	3.2	4.5	5.9	2.9	4.0	5.0	2.6	4.0	5.0	2.3	3.2	4.2
CASPIAN TT 90	3.40	5.45	7.50	5.2	7.7	10.3	5.0	7.0	10.0	4.0	7.0	9.0	3.9	5.9	8.0
CASPIAN TT 120	4.94	6.77	8.60	9.0	11.8	14.5	8.0	11.0	13.0	7.0	10.0	12.0	6.6	8.6	10.6
CASPIAN TT 150	4.70	6.65	8.60	11.7	15.6	19.6	11.0	14.0	18.0	10.0	13.0	16.0	8.8	11.8	14.7
CASPIAN TT 180	4.70	6.65	8.60	16.3	21.3	26.2	15.0	19.0	24.0	14.0	17.0	21.0	12.3	15.2	18.2

Model	Heat Output at 60°			Heat Output at 55°			Heat Output at 50°			Heat Output at 45°			Heat Output at 40°		
	Low (kW)	Medium (kW)	High (kW)	Low (kW)	Medium (kW)	High (kW)	Low (kW)	Medium (kW)	High (kW)	Low (kW)	Medium (kW)	High (kW)	Low (kW)	Medium (kW)	High (kW)
CASPIAN TT 60	2.0	3.0	4.0	1.7	2.0	3.0	1.4	1.9	2.5	1.1	1.5	1.9	0.8	1.0	1.2
CASPIAN TT 90	4.0	5.0	7.0	3.0	5.0	6.0	2.6	3.9	5.3	2.0	3.0	4.1	1.5	2.2	2.9
CASPIAN TT 120	6.0	8.0	9.0	5.0	6.0	8.0	3.9	5.4	6.9	3.0	4.2	5.4	2.1	3.0	3.9
CASPIAN TT 150	8.0	10.0	13.0	7.0	9.0	12.0	5.9	7.9	9.9	4.9	6.6	8.3	3.9	5.3	6.8
CASPIAN TT 180	11.0	13.0	16.0	9.0	11.0	13.0	7.7	9.4	11.2	6.1	7.5	9.0	4.4	5.6	6.8

Model	Flow & return connections		Air Volume (m³/h)			Air Volume (l/s)			Total Power Consumption			Water Capacity (Litres)
	Flow	return	Low (kW)	Medium (kW)	High (kW)	Low (kW)	Medium (kW)	High (kW)	Low (Watts)	Medium (Watts)	High (Watts)	
CASPIAN TT 60	22mm	3A	201.0	290.5	380.0	55.9	80.7	105.6	8.0	24.0	40.0	0.92
CASPIAN TT 90	22mm	3A	297.0	450.5	604.0	80.7	124.4	168.0	15.0	42.5	70.0	1.50
CASPIAN TT 120	22mm	3A	512.0	692.0	872.0	142.2	192.2	242.2	41.8	75.9	110.0	2.08
CASPIAN TT 150	22mm	3A	566.7	789.9	1013.0	157.4	219.4	281.4	59.2	118.1	177.0	2.58
CASPIAN TT 180	22mm	3A	656.0	914.1	1172.2	182.2	253.9	325.6	74.5	147.2	220.0	3.18

Model	NR in typical room*			Sound Pressure LP at 3m from unit, dB			Hydraulic resistance (KPA)			Nominal Weight (kg)
	Low (dBA)	Medium (dBA)	High (dBA)	Low (dBA)	Medium (dBA)	High (dBA)	Low (kW)	Medium (kW)	High (kW)	
CASPIAN TT 60	30	42	48	28	40	47	1.4	1.7	2.0	24
CASPIAN TT 90	31	43	52	28	41	50	4.7	5.8	7.0	39
CASPIAN TT 120	40	49	56	39	48	54	17.8	20.6	23.4	46
CASPIAN TT 150	41	51	59	40	50	57	22.2	36.7	51.2	61
CASPIAN TT 180	42	52	59	41	51	57	47.8	73.7	99.6	76

Heat output testing based on BS EN442 using mean water temperature, 18°C entering air temperature, 10° temperature drop.

* a typical room is taken as a room with a volume of 173m³ and a reverberation time of 0.8 seconds at 500 Hz with one unit installed, situated against a wall or ceiling (radiating noise in quarter sphere). No allowance is made for attenuation provided by ceilings, enclosures or ductwork.

Sound levels measured at 3m in front of the floor mounted model

Correction factors

EAT°C	Mean water temperature °C	
	80 to 40	
15	1.10	
21	0.93	

Factor	Temperature drop °C			
	20	15	10	5
Factor	0.89	0.95	1.00	1.04

How to calculate Mass Flow Rate (L/S)

$$M = H / CP \times (\text{Flow } ^\circ\text{C} - \text{Return } ^\circ\text{C})$$

M = Mass flow rate (L/S)

H = Output of product (W)

CP = Specific heat capacity [J/(kg·°C)]. Varies upon system temperature, Approx. 4187 if fluid is water.

How to calculate Mean Water Temperature (ΔT)

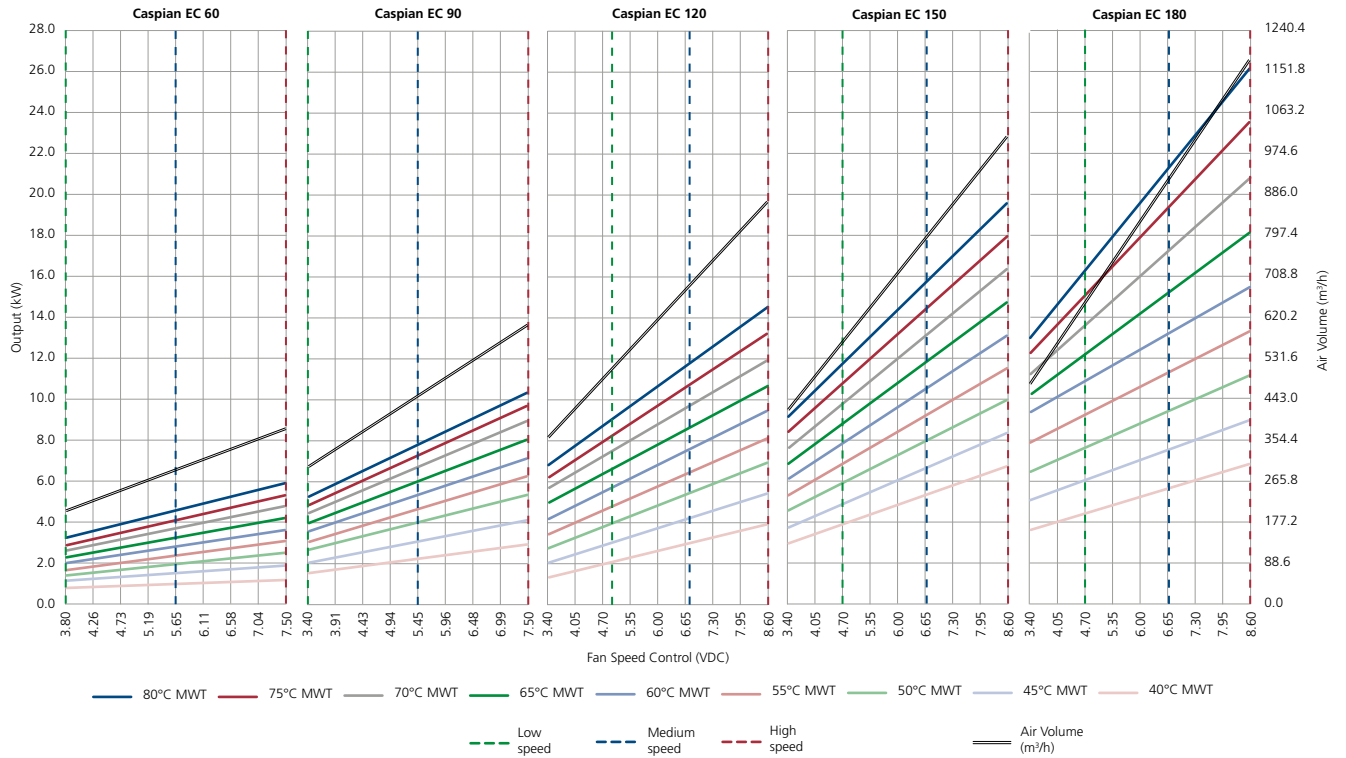
$$\text{Mean water temperature } (\Delta T) = \left[\frac{\text{Flow temperature} + \text{Return temperature}}{2} \right] - \text{Ambient Temperature}$$

Caspian® TT - EC



Warm air is discharged from the upper surface to avoid causing discomfort to people sitting adjacent to the appliance

Caspian EC - Performance Graph



Caspian® TT - AC



Warm air is discharged from the upper surface to avoid causing discomfort to people sitting adjacent to the appliance

Heat output - AC

Model	Transformer Voltage VDC			Heat Output at 80°			Heat Output at 75°			Heat Output at 70°			Heat Output at 65°		
	Low (kW)	Medium (kW)	High (kW)	Low (kW)	Medium (kW)	High (kW)	Low (kW)	Medium (kW)	High (kW)	Low (kW)	Medium (kW)	High (kW)	Low (kW)	Medium (kW)	High (kW)
CASPIAN TT 60	90	100	110	4.0	4.5	5.1	3.6	4.0	5.0	3.2	4.0	4.0	2.8	3.2	3.6
CASPIAN TT 90	90	100	110	6.8	7.7	8.6	6.0	7.0	8.0	6.0	6.0	7.0	4.9	5.5	6.2
CASPIAN TT 120	110	130	140	11.4	13.4	14.4	10.0	12.0	13.0	9.0	11.0	12.0	8.2	9.6	10.3
CASPIAN TT 150	110	130	140	14.8	15.4	16.2	14.0	14.0	15.0	13.0	13.0	14.0	11.3	11.9	12.8
CASPIAN TT 180	110	130	140	17.2	18.2	19.2	16.0	17.0	18.0	15.0	16.0	17.0	13.6	14.4	15.4

Model	Heat Output at 60°			Heat Output at 55°			Heat Output at 50°			Heat Output at 45°			Heat Output at 40°		
	Low (kW)	Medium (kW)	High (kW)	Low (kW)	Medium (kW)	High (kW)	Low (kW)	Medium (kW)	High (kW)	Low (kW)	Medium (kW)	High (kW)	Low (kW)	Medium (kW)	High (kW)
CASPIAN TT 60	2.5	3.0	3.0	2.2	3.0	3.0	1.8	2.1	2.3	1.4	1.6	1.8	1.1	1.3	1.4
CASPIAN TT 90	4.0	5.0	5.0	4.0	4.0	5.0	3.2	3.6	4.0	2.5	2.8	3.1	1.9	2.2	2.4
CASPIAN TT 120	7.0	8.0	9.0	6.0	7.0	8.0	5.3	6.2	6.7	4.2	4.9	5.2	3.2	3.8	4.1
CASPIAN TT 150	10.0	11.0	12.0	9.0	10.0	10.0	7.5	8.2	9.0	6.2	6.9	7.5	4.8	5.4	6.1
CASPIAN TT 180	12.0	13.0	14.0	11.0	12.0	13.0	9.8	10.5	11.2	8.4	9.1	9.4	6.6	7.3	7.8

Model	Flow & return connections		Air Volume (m³/h)			Air Volume (l/s)			Total Power Consumption			Water Capacity (Litres)
	Flow & return connections	Fused spur	Low (kW)	Medium (kW)	High (kW)	Low (kW)	Medium (kW)	High (kW)	Low (Watts)	Medium (Watts)	High (Watts)	
CASPIAN TT 60	22mm	3A	220.0	248.0	281.0	61.1	68.9	78.1	29	36	51	0.92
CASPIAN TT 90	22mm	3A	367.0	414.0	461.0	101.9	115.0	128.1	53	60	98	1.50
CASPIAN TT 120	22mm	3A	608.0	720.0	781.0	168.9	200.0	216.9	99	135	151	2.08
CASPIAN TT 150	22mm	3A	822.9	896.4	969.8	228.6	249.0	269.4	149	203	227	2.58
CASPIAN TT 180	22mm	3A	981.0	1168.0	1258.0	272.5	324.4	349.4	198	270	302	3.18

Model	NR in typical room*			Sound Pressure LP at 3m from unit, dB			Hydraulic resistance (KPA)			Nominal Weight (kg)
	Low (dBA)	Medium (dBA)	High (dBA)	Low (dBA)	Medium (dBA)	High (dBA)	Low (kW)	Medium (kW)	High (kW)	
CASPIAN TT 60	33	36	39	32	34	37	1.4	1.7	2.0	24
CASPIAN TT 90	38	41	44	36	40	42	4.7	5.8	7.0	39
CASPIAN TT 120	42	47	50	40	45	48	17.8	20.6	23.4	46
CASPIAN TT 150	45	50	52	42	48	50	22.2	36.7	51.2	61
CASPIAN TT 180	46	51	54	44	49	51	47.8	73.7	99.6	76

Heat output testing based on BS EN442 using mean water temperature, 18°C entering air temperature, 10° temperature drop.

* a typical room is taken as a room with a volume of 173m³ and a reverberation time of 0.8 seconds at 500 Hz with one unit installed, situated against a wall or ceiling (radiating noise in quarter sphere). No allowance is made for attenuation provided by ceilings, enclosures or ductwork.

Sound levels measured at 3m in front of the floor mounted model

Correction factors

EAT°C	Mean water temperature °C	
	80 to 40	
15	1.10	
21	0.93	

Factor	Temperature drop °C			
	20	15	10	5
Factor	0.89	0.95	1.00	1.04

How to calculate Mass Flow Rate (L/S)

$$M = H / CP \times (\text{Flow } ^\circ\text{C} - \text{Return } ^\circ\text{C})$$

M = Mass flow rate (L/S)

H = Output of product (W)

CP = Specific heat capacity [J/(kg·°C)]. Varies upon system temperature, Approx. 4187 if fluid is water.

How to calculate Mean Water Temperature (ΔT)

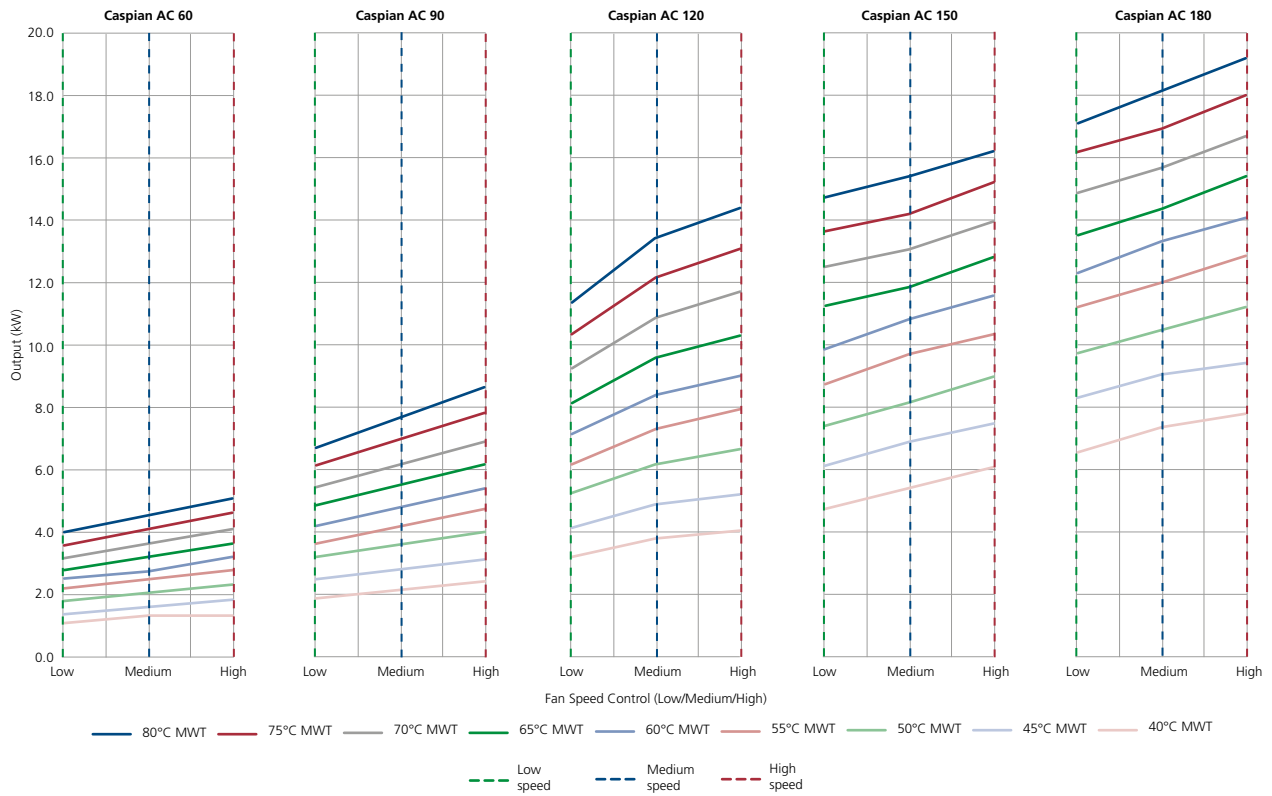
$$\text{Mean water temperature } (\Delta T) = \left[\frac{\text{Flow temperature} + \text{Return temperature}}{2} \right] - \text{Ambient Temperature}$$

Caspian® TT - AC



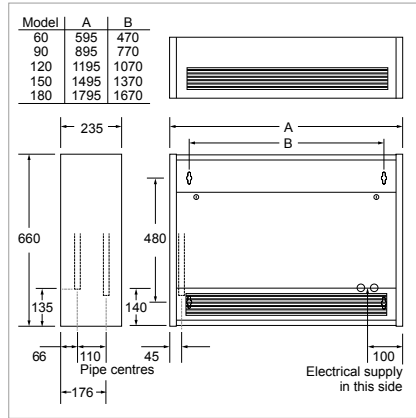
Warm air is discharged from the upper surface to avoid causing discomfort to people sitting adjacent to the appliance

Caspian AC - Performance Graph



Caspian® TT

Warm air is discharged from the upper surface to avoid causing discomfort to people sitting adjacent to the appliance



Ordering guide

Model	Packed Wt (kg)	Product Codes
AC Codes		
CASPIAN TT 60 AC	24	HPCA16000
CASPIAN TT 90 AC	39	HPCA16001
CASPIAN TT 120 AC	46	HPCA16002
CASPIAN TT 150 AC	61	HPCA16003
CASPIAN TT 180 AC	76	HPCA16004
EC Codes		
CASPIAN TT 60 EC	24	HPCA15000
CASPIAN TT 90 EC	39	HPCA15001
CASPIAN TT 120 EC	46	HPCA15002
CASPIAN TT 150 EC	61	HPCA15003
CASPIAN TT 180 EC	76	HPCA15004

Specification

To specify state:

Fan Convector with EC motor (or AC), in 1.2mm zinc coated steel, 660mm high and 595mm, 895mm, 1195mm, 1495mm or 1795mm wide. With variable heat output controller. As Smith's Caspian TT 60/90/120/150/180.

Accessories	Product Codes
CASPIAN FF/EXT/SL/TT 60 PLINTH WHITE (150MM)	HACA33092
CASPIAN FF/EXT/SL/TT 90 PLINTH WHITE (150MM)	HACA33093
CASPIAN FF/EXT/SL/TT 120 PLINTH WHITE (150MM)	HACA33094
CASPIAN FF/EXT/SL/TT 150 PLINTH WHITE (150MM)	HACA33095
CASPIAN FF/EXT/SL/TT 180 PLINTH WHITE (150MM)	HACA33096
CASPIAN FF/EXT/SL/TT 60 PLINTH BLACK (150MM)	HACA33082
CASPIAN FF/EXT/SL/TT 90 PLINTH BLACK (150MM)	HACA33083
CASPIAN FF/EXT/SL/TT 120 PLINTH BLACK (150MM)	HACA33084
CASPIAN FF/EXT/SL/TT 150 PLINTH BLACK (150MM)	HACA33085
CASPIAN FF/EXT/SL/TT 180 PLINTH BLACK (150MM)	HACA33086
CASPIAN ADJUSTABLE LOW TEMPERATURE CUT-OUT (EC AND AC)	HACA33001
CASPIAN THERMOSTAT (T1) (EC LOW LEVEL)	HACA33002
CASPIAN THERMOSTAT (T2) (AC LOW LEVEL)	HACA33036
CASPIAN THERMOSTAT (T1) & AUTO-SPEED CONTROL (T2) (AC LOW LEVEL)	HACA33003
CASPIAN EXTERNAL CONTROL HARNESS (EC)	HACA33004
CASPIAN PROPORTIONAL HEAT OUTPUT CONTROLLER 15°-25°C INTEGRAL (EC)	HACA33005
CASPIAN PROPORTIONAL HEAT OUTPUT CONTROLLER 15°-25°C REMOTE SENSOR (EC)	HACA33037
CASPIAN PROPORTIONAL HEAT OUTPUT CONTROLLER 11°-21°C INTEGRAL (EC)	HACA33117
CASPIAN PROPORTIONAL HEAT OUTPUT CONTROLLER 11°-21°C REMOTE SENSOR (EC)	HACA33118
ROOM THERMOSTAT HARD WIRED	HAGA95001
ROOM THERMOSTAT HARD WIRED SIEMENS	HACA33104
ROOM THERMOSTAT RF SIEMENS	HACA33074
ROOM THERMOSTAT TAMPER PROOF SIEMENS	HACA95004
FLEXIBLE HOSES 22MM PAIR	HAGA95003

100mm plinth also available, please contact us for further information

As part our commitment to continuous improvement Smith's Environmental Products may change the specifications of its products without prior notification or public announcement. All descriptions, illustrations, drawings and specifications in this publication present only general particulars and shall not form part of any contract. All dimensions are in mm unless otherwise stated. Please visit our website for the most up to date information.

Issue 001 | March 2020